

Biolab SRL

MONTHLY CLINICAL CHEMISTRY END OF CYCLE REPORT

CYCLE 16

Authorised by: Stephen Doherty, RIQAS Manager

Issue No: 1

Issue Date: 04/02/2020

Randox Laboratories Limited
55 Diamond Road
CRUMLIN BT29 4QY
Tel: +44 (0)28 9445 4399
Fax: +44 (0)28 9445 4398
Email: mail@riqas.com

Albumin, g/dl

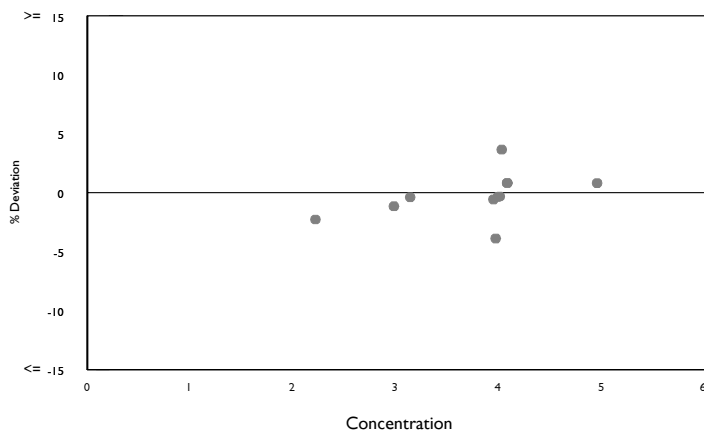
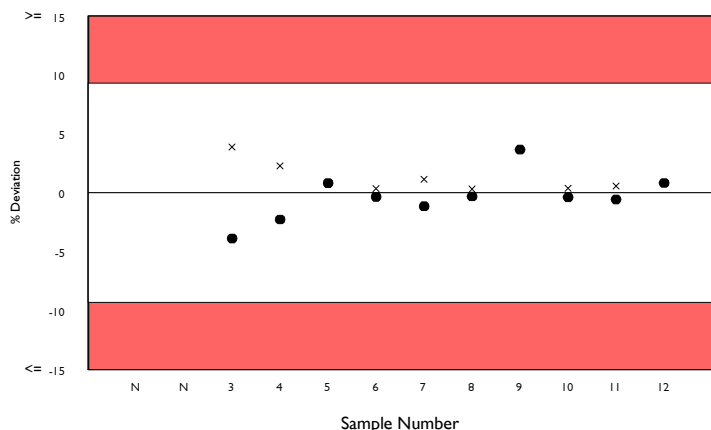
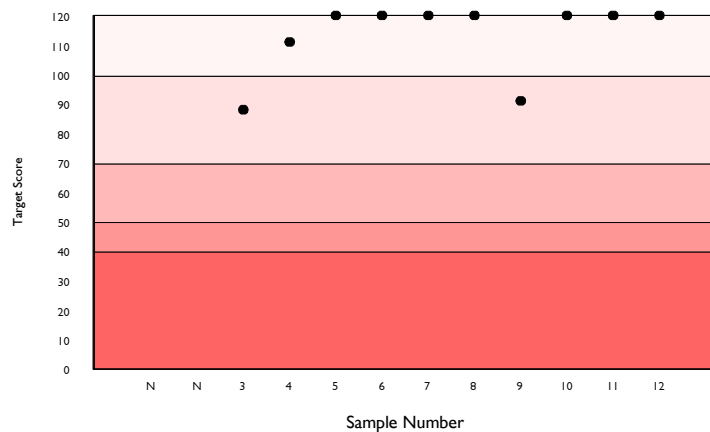
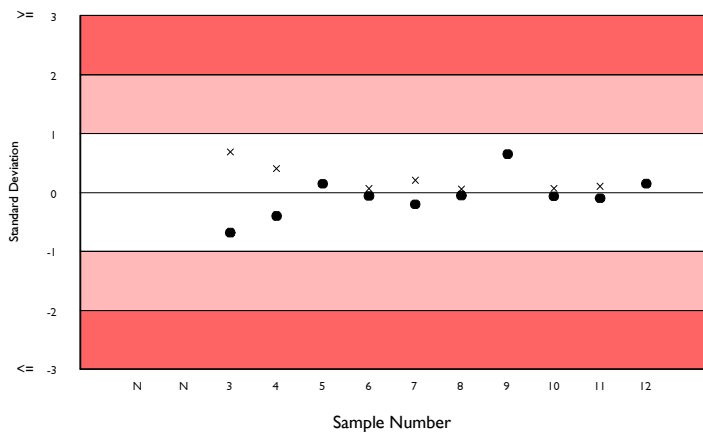
Method: Bromocresol Green
Instrument: Siemens Atellica Solution
Reagent: Siemens

RIQAS TDPA: 9.3% **Biological Variation:** 4.07%

| Sample | Result | Unit | N | Mean for Comparison | CV% | Um | SDPA | SDI | TS | %Deviation |
|--------|-----------|------|----|---------------------|-----|------|------|-------|-----|------------|
| 1 | No Result | g/dl | 5 | 4.162 | 2.2 | 0.05 | 0.24 | | | |
| 2 | No Result | g/dl | 12 | 2.841 | 2.1 | 0.02 | 0.16 | | | |
| 3 | 3.820 | g/dl | 15 | 3.974 | 2.5 | 0.03 | 0.22 | -0.69 | 88 | -3.88 |
| 4 | 2.170 | g/dl | 18 | 2.221 | 4.0 | 0.03 | 0.13 | -0.40 | 111 | -2.28 |
| 5 | 5.000 | g/dl | 23 | 4.960 | 3.7 | 0.05 | 0.28 | 0.14 | 120 | 0.82 |
| 6 | 3.980 | g/dl | 23 | 3.994 | 2.7 | 0.03 | 0.23 | -0.06 | 120 | -0.35 |
| 7 | 2.950 | g/dl | 23 | 2.984 | 3.0 | 0.02 | 0.17 | -0.20 | 120 | -1.15 |
| 8 | 4.000 | g/dl | 25 | 4.012 | 1.6 | 0.02 | 0.23 | -0.05 | 120 | -0.31 |
| 9 | 4.180 | g/dl | 26 | 4.033 | 1.7 | 0.02 | 0.23 | 0.65 | 91 | 3.66 |
| 10 | 3.130 | g/dl | 28 | 3.142 | 1.7 | 0.01 | 0.18 | -0.07 | 120 | -0.38 |
| 11 | 3.930 | g/dl | 34 | 3.952 | 2.2 | 0.02 | 0.22 | -0.10 | 120 | -0.57 |
| 12 | 4.120 | g/dl | 33 | 4.086 | 1.8 | 0.02 | 0.23 | 0.15 | 120 | 0.82 |

Cycle 15 **Cycle 16**

| | | |
|------------------------------------|------|-------|
| Cycle Average SDI | 0.20 | -0.06 |
| Cycle Average TS | 115 | 113 |
| Cycle Average %DEV | 1.12 | -0.36 |
| Cycle Average Absolute SDI | 0.26 | 0.25 |
| Cycle Average Absolute %DEV | 1.46 | 1.42 |



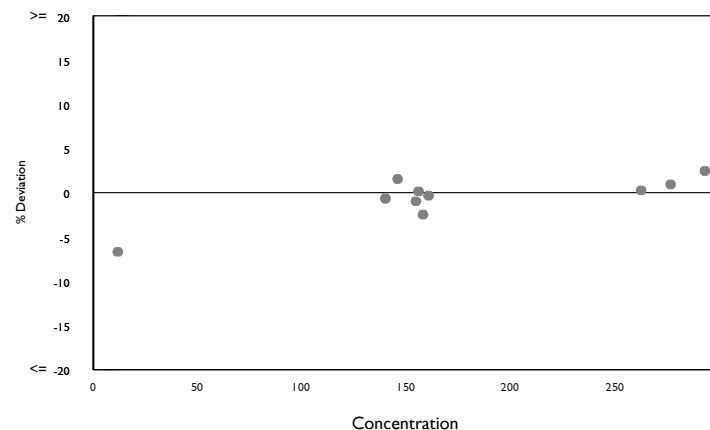
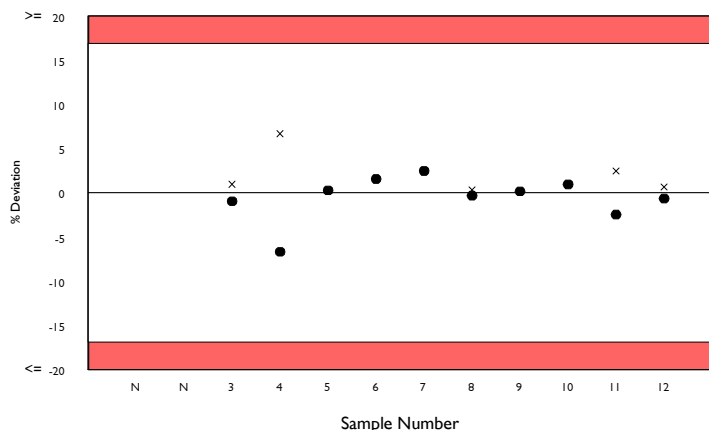
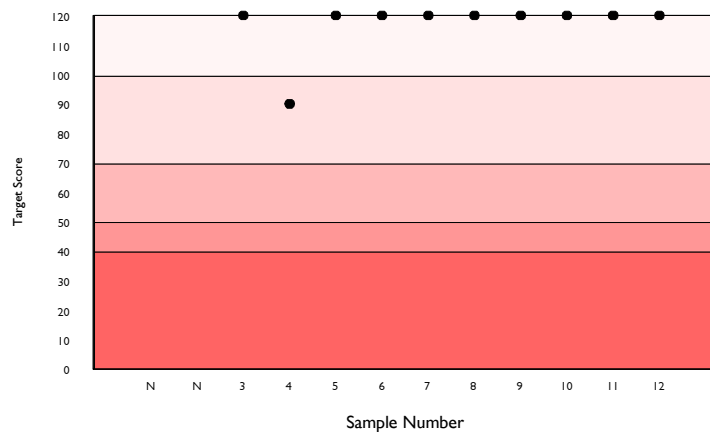
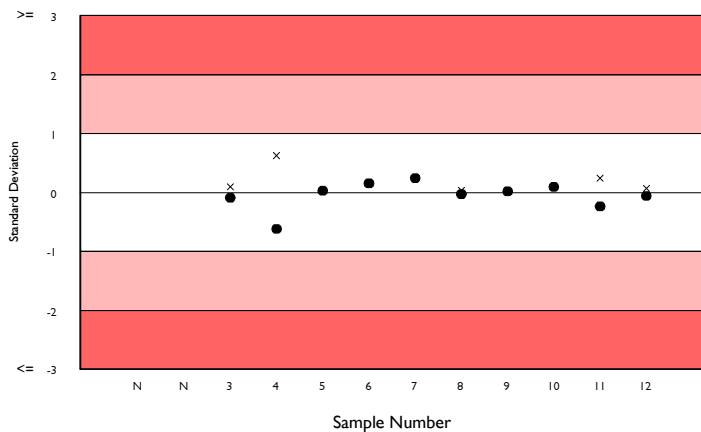
Alkaline Phosphatase, U/I @ 37°C

Method: AMP optimised to IFCC
Instrument: Siemens Atellica Solution
Reagent: Siemens

RIQAS TDPA: 16.9% **Biological Variation:** 12.04%

| Sample | Result | Unit | N | Mean for Comparison | CV% | Um | SDPA | SDI | TS | %Deviation |
|--------|-----------|------|------|---------------------|------|------|-------------------|-------|-----|------------|
| 1 | No Result | U/I | 1190 | M 169.470 | 11.4 | 0.70 | 17.41 | | | |
| 2 | No Result | U/I | 11 | I 278.855 | 3.1 | 3.21 | 28.65 | | | |
| 3 | 153.000 | U/I | 11 | I 154.473 | 1.9 | 1.13 | 15.87 | -0.09 | 120 | -0.95 |
| 4 | 11.000 | U/I | 14 | I 11.787 | 9.5 | 0.38 | 1.27 _a | -0.62 | 90 | -6.68 |
| 5 | 263.000 | U/I | 18 | I 262.302 | 3.3 | 2.56 | 26.95 | 0.03 | 120 | 0.27 |
| 6 | 148.000 | U/I | 19 | I 145.739 | 4.1 | 1.71 | 14.97 | 0.15 | 120 | 1.55 |
| 7 | 300.000 | U/I | 17 | I 292.782 | 1.6 | 1.44 | 30.08 | 0.24 | 120 | 2.47 |
| 8 | 160.000 | U/I | 22 | I 160.533 | 3.7 | 1.58 | 16.49 | -0.03 | 120 | -0.33 |
| 9 | 156.000 | U/I | 21 | I 155.745 | 3.0 | 1.27 | 16.00 | 0.02 | 120 | 0.16 |
| 10 | 279.000 | U/I | 24 | I 276.397 | 1.7 | 1.18 | 28.40 | 0.09 | 120 | 0.94 |
| 11 | 154.000 | U/I | 27 | I 157.895 | 2.8 | 1.06 | 16.22 | -0.24 | 120 | -2.47 |
| 12 | 139.000 | U/I | 29 | I 139.918 | 2.2 | 0.73 | 14.38 | -0.06 | 120 | -0.66 |

| | Cycle 15 | Cycle 16 |
|------------------------------------|----------|----------|
| Cycle Average SDI | -0.07 | -0.05 |
| Cycle Average TS | 111 | 117 |
| Cycle Average %DEV | -0.87 | -0.57 |
| Cycle Average Absolute SDI | 0.29 | 0.16 |
| Cycle Average Absolute %DEV | 3.75 | 1.65 |



ALT (GPT), U/I @ 37°C

Method: Tris buffer without P5P
Instrument: Siemens Atellica Solution
Reagent: Siemens

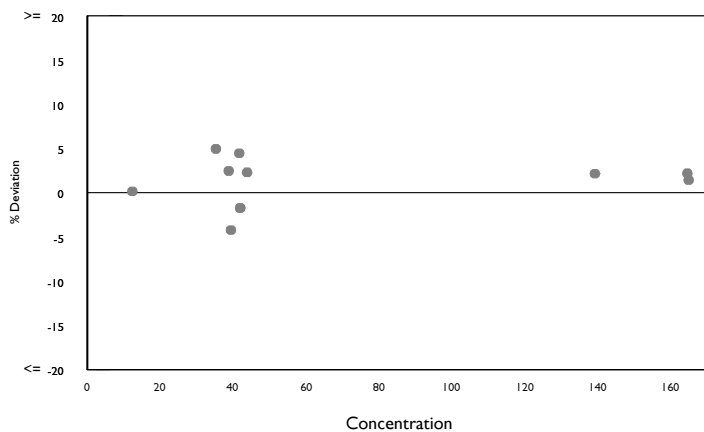
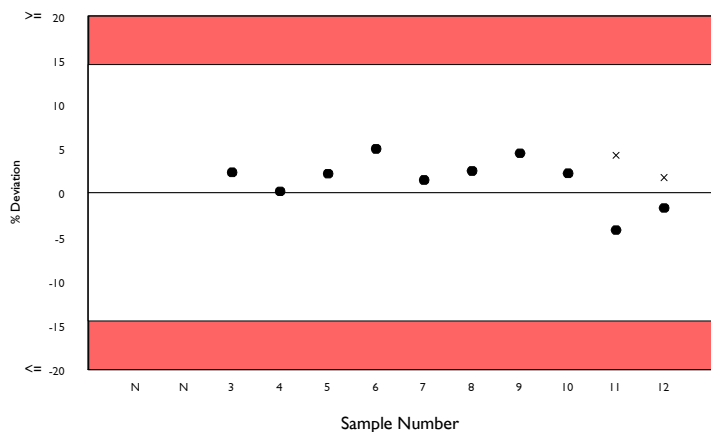
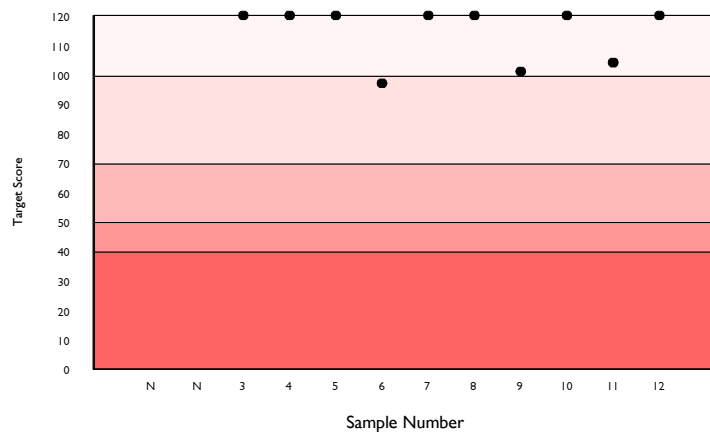
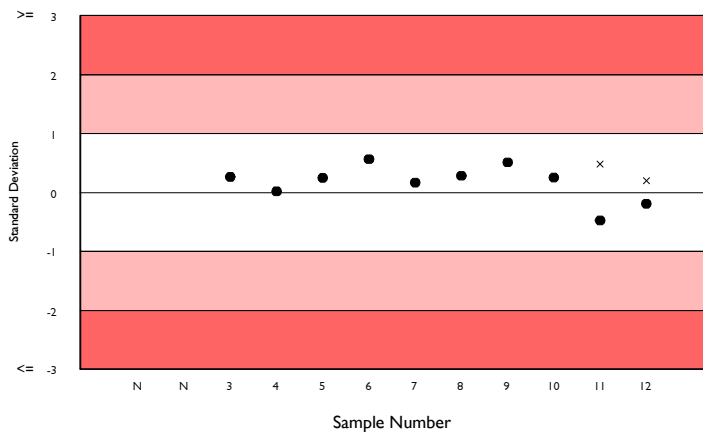
RIQAS TDPA: 14.5% **Biological Variation:** 27.48%

| Sample | Result | Unit | N | Mean for Comparison | CV% | Um | SDPA | SDI | TS | %Deviation |
|--------|-----------|------|------|---------------------|------|------|-------|-------|-----|------------|
| 1 | No Result | U/I | 3532 | M 33.573 | 8.7 | 0.06 | 2.96 | | | |
| 2 | No Result | U/I | 13 | I 162.872 | 1.9 | 1.08 | 14.36 | | | |
| 3 | 44.800 | U/I | 15 | I 43.791 | 4.4 | 0.62 | 3.86 | 0.26 | 120 | 2.30 |
| 4 | 12.400 | U/I | 18 | I 12.381 | 13.6 | 0.49 | 1.20a | 0.02 | 120 | 0.16 |
| 5 | 142.000 | U/I | 19 | I 138.995 | 3.4 | 1.34 | 12.25 | 0.25 | 120 | 2.16 |
| 6 | 37.000 | U/I | 19 | I 35.251 | 4.5 | 0.46 | 3.11 | 0.56 | 97 | 4.96 |
| 7 | 167.000 | U/I | 20 | I 164.633 | 2.3 | 1.05 | 14.51 | 0.16 | 120 | 1.44 |
| 8 | 39.700 | U/I | 26 | I 38.744 | 4.4 | 0.42 | 3.42 | 0.28 | 120 | 2.47 |
| 9 | 43.500 | U/I | 22 | I 41.636 | 2.8 | 0.32 | 3.67 | 0.51 | 101 | 4.48 |
| 10 | 167.900 | U/I | 28 | I 164.291 | 2.2 | 0.87 | 14.48 | 0.25 | 120 | 2.20 |
| 11 | 37.700 | U/I | 30 | I 39.360 | 3.5 | 0.32 | 3.47 | -0.48 | 104 | -4.22 |
| 12 | 41.200 | U/I | 29 | I 41.920 | 3.3 | 0.32 | 3.70 | -0.19 | 120 | -1.72 |

Cycle 15 Cycle 16

Cycle Average SDI 0.12 0.16
Cycle Average TS 117 114
Cycle Average %DEV 1.06 1.42

Cycle Average Absolute SDI 0.19 0.30
Cycle Average Absolute %DEV 1.74 2.61



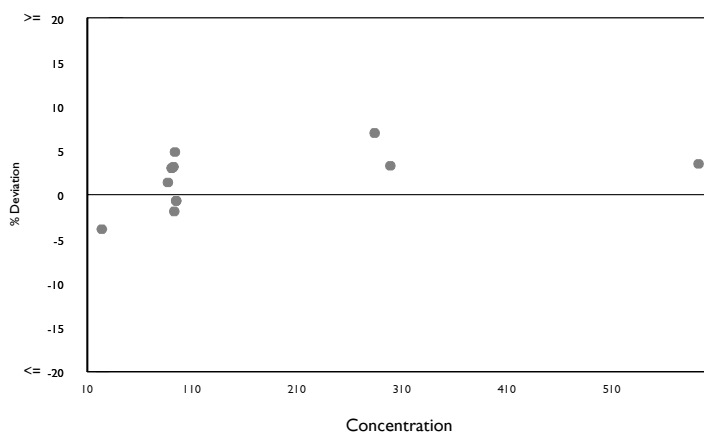
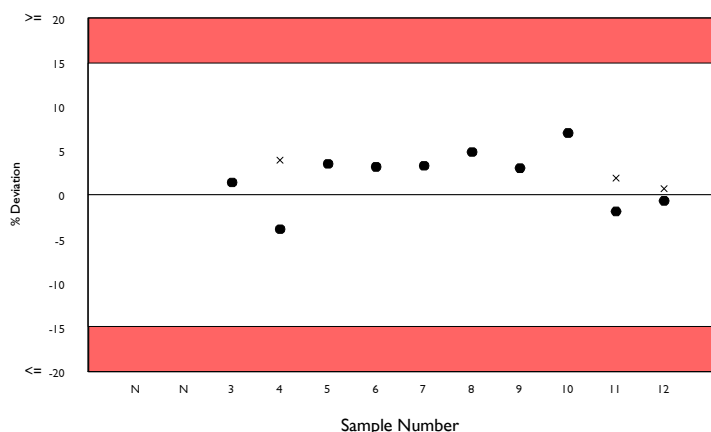
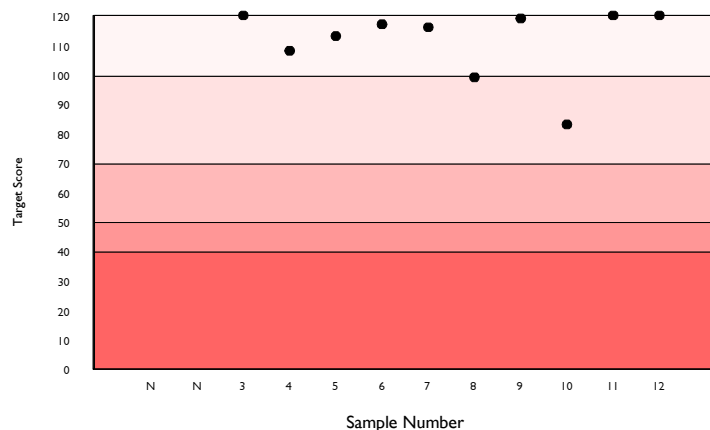
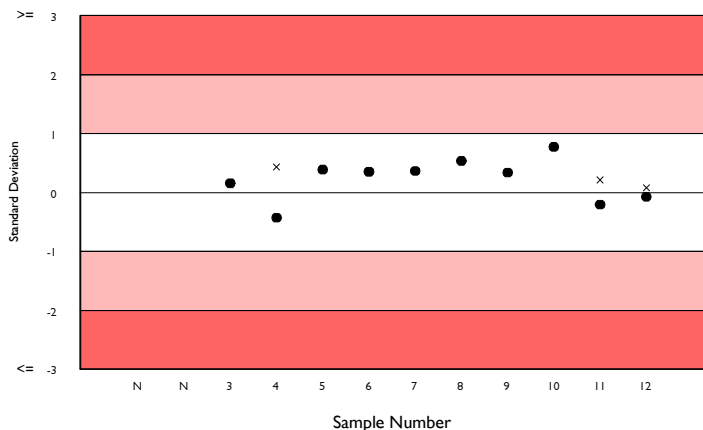
Amylase, Total, U/I @ 37°C

Method: Bayer - blocked pNPG7
Instrument: Siemens Atellica Solution
Reagent: Siemens

RIQAS TDPA: 14.9% **Biological Variation:** 14.6%

| Sample | Result | Unit | N | Mean for Comparison | CV% | Um | SDPA | SDI | TS | %Deviation |
|--------|-----------|------|----|---------------------|-----|------|-------|-------|-----|------------|
| 1 | No Result | U/I | 61 | M 91.987 | 4.4 | 0.65 | 8.33 | | | |
| 2 | No Result | U/I | 8 | I 293.100 | 1.2 | 1.61 | 26.55 | | | |
| 3 | 88.000 | U/I | 11 | I 86.800 | 2.5 | 0.82 | 7.86 | 0.15 | 120 | 1.38 |
| 4 | 23.000 | U/I | 12 | I 23.933 | 4.8 | 0.41 | 2.17 | -0.43 | 108 | -3.90 |
| 5 | 612.000 | U/I | 12 | I 591.400 | 2.4 | 5.19 | 53.57 | 0.38 | 113 | 3.48 |
| 6 | 95.000 | U/I | 12 | I 92.100 | 2.2 | 0.72 | 8.34 | 0.35 | 117 | 3.15 |
| 7 | 308.000 | U/I | 13 | I 298.238 | 2.6 | 2.65 | 27.02 | 0.36 | 116 | 3.27 |
| 8 | 98.000 | U/I | 15 | I 93.493 | 2.9 | 0.86 | 8.47 | 0.53 | 99 | 4.82 |
| 9 | 93.000 | U/I | 10 | I 90.280 | 4.6 | 1.64 | 8.18 | 0.33 | 119 | 3.01 |
| 10 | 303.000 | U/I | 12 | I 283.233 | 2.0 | 1.99 | 25.66 | 0.77 | 83 | 6.98 |
| 11 | 91.000 | U/I | 15 | I 92.752 | 4.2 | 1.26 | 8.40 | -0.21 | 120 | -1.89 |
| 12 | 94.000 | U/I | 17 | I 94.656 | 4.8 | 1.37 | 8.57 | -0.08 | 120 | -0.69 |

| | Cycle 15 | Cycle 16 |
|------------------------------------|----------|----------|
| Cycle Average SDI | 0.23 | 0.22 |
| Cycle Average TS | 116 | 112 |
| Cycle Average %DEV | 2.00 | 1.96 |
| Cycle Average Absolute SDI | 0.27 | 0.36 |
| Cycle Average Absolute %DEV | 2.28 | 3.26 |



AST (GOT), U/I @ 37°C

Method: Tris buffer without P5P
Instrument: Siemens Atellica Solution
Reagent: Siemens

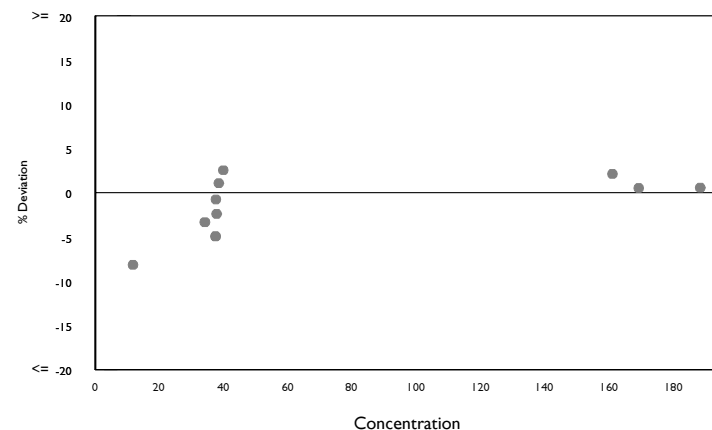
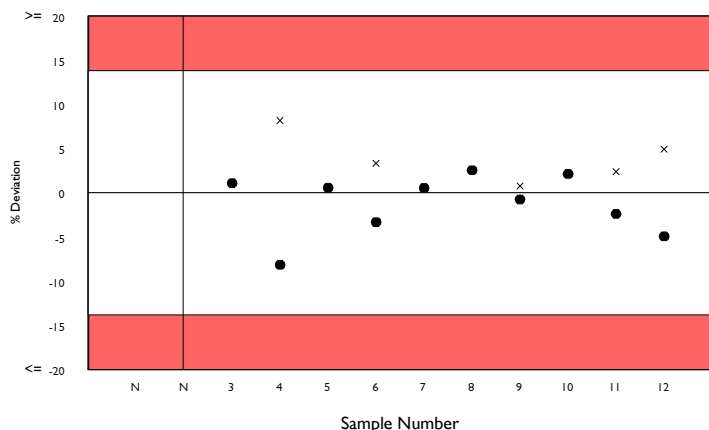
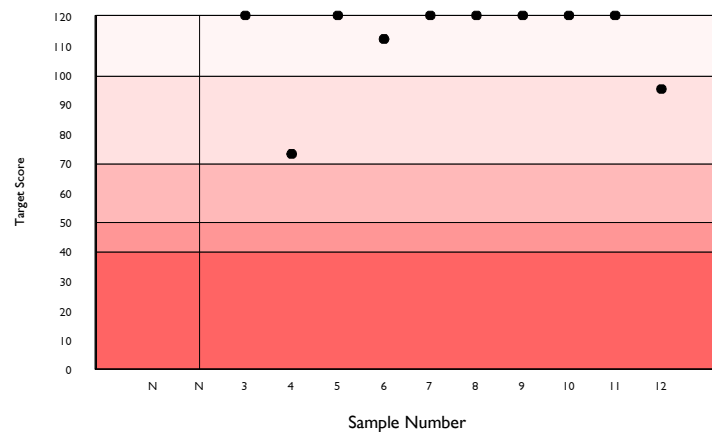
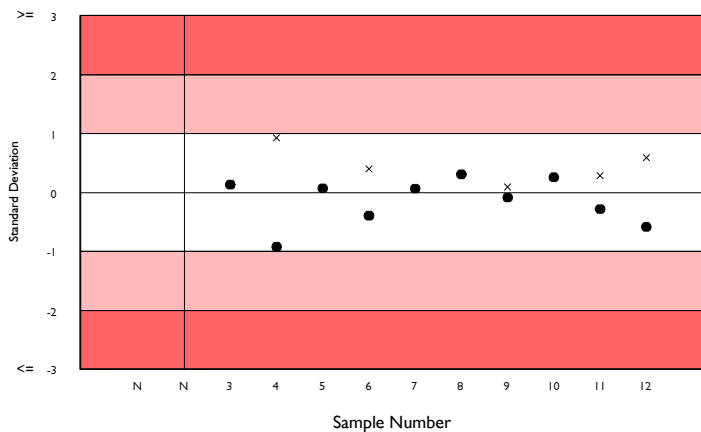
RIQAS TDPA: 13.8% **Biological Variation:** 16.69%

| Sample | Result | Unit | N | Mean for Comparison | CV% | Um | SDPA | SDI | TS | %Deviation |
|--------|-----------|------|----|---------------------|-----|------|-------|-------|-----|------------|
| 1 | N/A | U/I | 80 | 36.078 | 5.5 | 0.28 | 3.03 | | | |
| 2 | No Result | U/I | 12 | 162.438 | 1.5 | 0.90 | 13.63 | | | |
| 3 | 38.900 | U/I | 15 | 38.483 | 5.9 | 0.73 | 3.23 | 0.13 | 120 | 1.08 |
| 4 | 10.800 | U/I | 15 | 11.759 | 8.5 | 0.32 | 1.04a | -0.92 | 73 | -8.15 |
| 5 | 189.300 | U/I | 19 | 188.233 | 2.9 | 1.55 | 15.79 | 0.07 | 120 | 0.57 |
| 6 | 33.000 | U/I | 21 | 34.136 | 4.7 | 0.44 | 2.86 | -0.40 | 112 | -3.33 |
| 7 | 170.000 | U/I | 20 | 169.100 | 1.3 | 0.62 | 14.19 | 0.06 | 120 | 0.53 |
| 8 | 40.900 | U/I | 22 | 39.883 | 2.4 | 0.26 | 3.35 | 0.30 | 120 | 2.55 |
| 9 | 37.300 | U/I | 21 | 37.583 | 3.4 | 0.34 | 3.15 | -0.09 | 120 | -0.75 |
| 10 | 164.300 | U/I | 27 | 160.877 | 1.4 | 0.53 | 13.50 | 0.25 | 120 | 2.13 |
| 11 | 36.900 | U/I | 28 | 37.803 | 3.0 | 0.27 | 3.17 | -0.28 | 120 | -2.39 |
| 12 | 35.600 | U/I | 31 | 37.447 | 3.7 | 0.31 | 3.14 | -0.59 | 95 | -4.93 |

Cycle 15 Cycle 16

Cycle Average SDI 0.01 -0.15
Cycle Average TS 118 112
Cycle Average %DEV 0.08 -1.27

Cycle Average Absolute SDI 0.18 0.31
Cycle Average Absolute %DEV 1.63 2.64



Bilirubin, Direct, mg/dl

Method: Oxidation to Biliverdin/Vanadate

Instrument: Siemens Atellica Solution

Reagent: Siemens

RIQAS TDPA: 24.8%

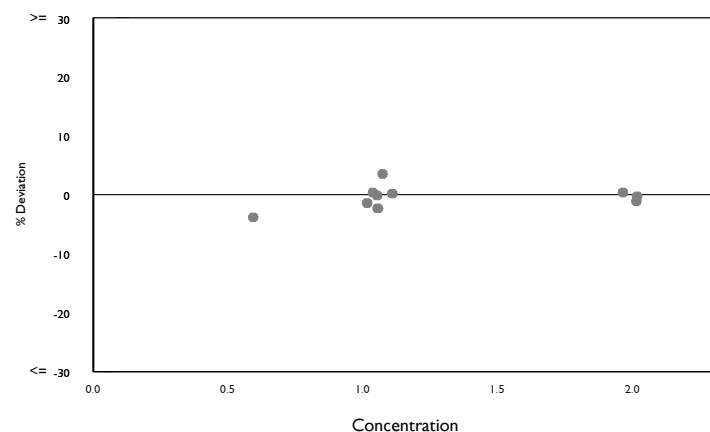
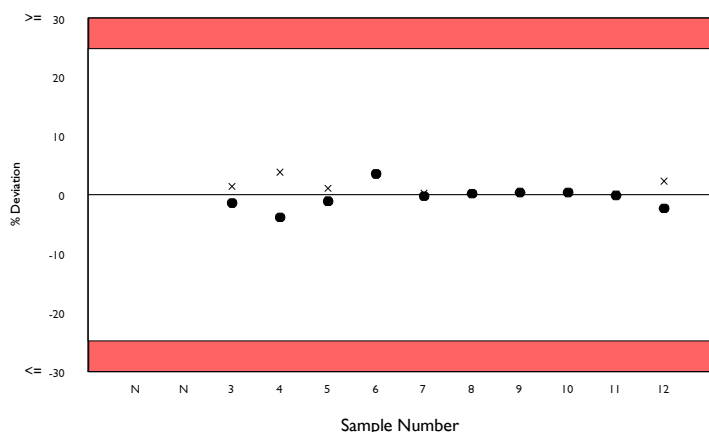
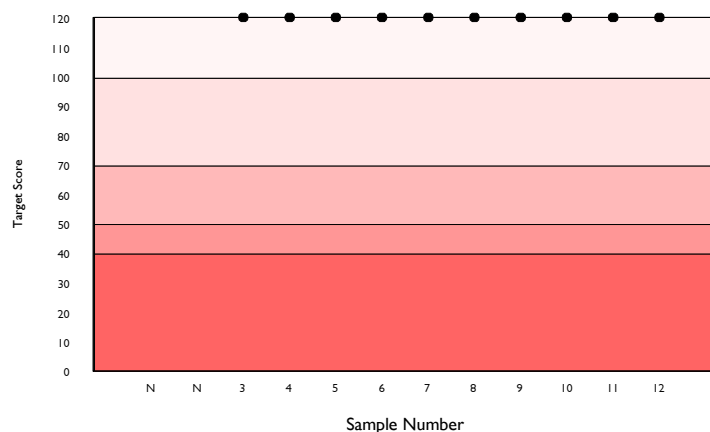
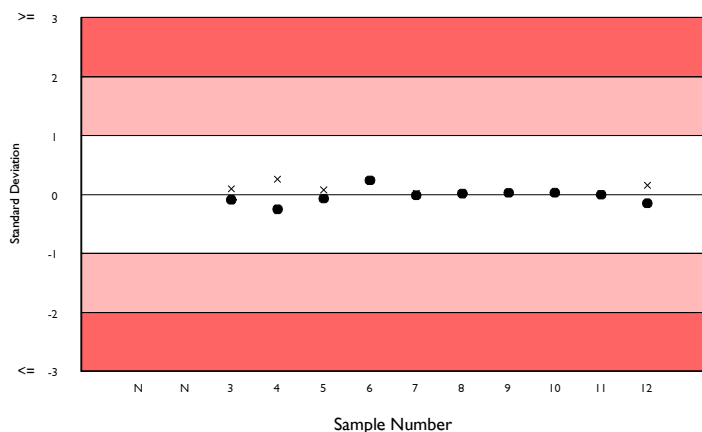
Biological Variation: 44.5%

| Sample | Result | Unit | N | Mean for Comparison | CV% | Um | SDPA | SDI | TS | %Deviation |
|--------|-----------|-------|-----|---------------------|-----|------|------|-------|-----|------------|
| 1 | No Result | mg/dl | 138 | M 1.052 | 8.8 | 0.01 | 0.16 | | | |
| 2 | No Result | mg/dl | 10 | I 1.944 | 2.9 | 0.02 | 0.29 | | | |
| 3 | 1.000 | mg/dl | 11 | I 1.014 | 2.3 | 0.01 | 0.15 | -0.09 | 120 | -1.42 |
| 4 | 0.570 | mg/dl | 15 | I 0.593 | 4.3 | 0.01 | 0.09 | -0.25 | 120 | -3.83 |
| 5 | 1.990 | mg/dl | 17 | I 2.012 | 4.9 | 0.03 | 0.30 | -0.07 | 120 | -1.10 |
| 6 | 1.110 | mg/dl | 18 | I 1.072 | 3.5 | 0.01 | 0.16 | 0.23 | 120 | 3.54 |
| 7 | 2.010 | mg/dl | 20 | I 2.015 | 6.7 | 0.04 | 0.30 | -0.02 | 120 | -0.25 |
| 8 | 1.110 | mg/dl | 19 | I 1.108 | 2.9 | 0.01 | 0.17 | 0.01 | 120 | 0.18 |
| 9 | 1.040 | mg/dl | 22 | I 1.036 | 3.9 | 0.01 | 0.16 | 0.03 | 120 | 0.38 |
| 10 | 1.970 | mg/dl | 24 | I 1.962 | 2.9 | 0.01 | 0.30 | 0.03 | 120 | 0.39 |
| 11 | 1.050 | mg/dl | 28 | I 1.051 | 3.5 | 0.01 | 0.16 | -0.01 | 120 | -0.12 |
| 12 | 1.030 | mg/dl | 26 | I 1.054 | 2.9 | 0.01 | 0.16 | -0.15 | 120 | -2.31 |

Cycle 15 Cycle 16

Cycle Average SDI -0.06 -0.03
Cycle Average TS 120 120
Cycle Average %DEV -1.06 -0.45

Cycle Average Absolute SDI 0.10 0.09
Cycle Average Absolute %DEV 1.85 1.35



Bilirubin, Total, mg/dl

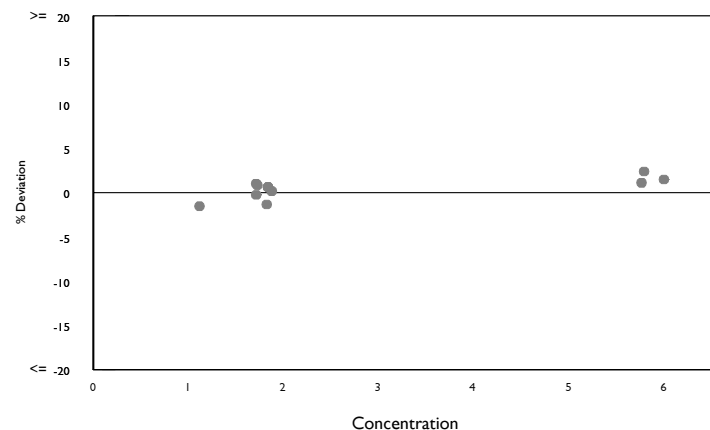
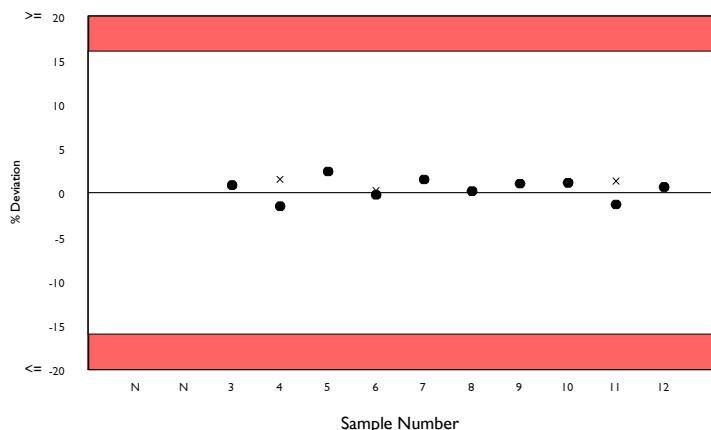
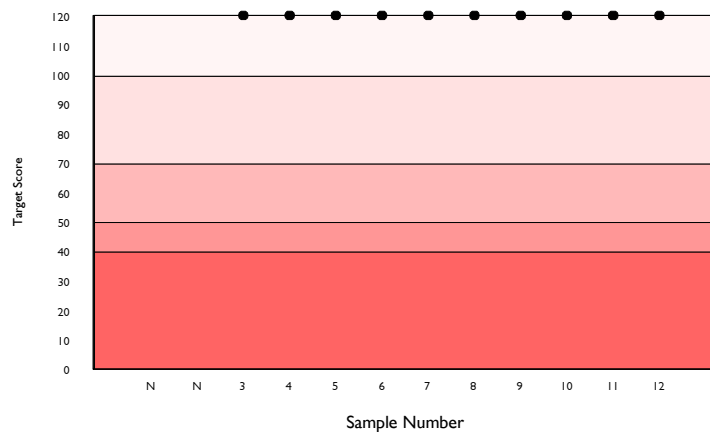
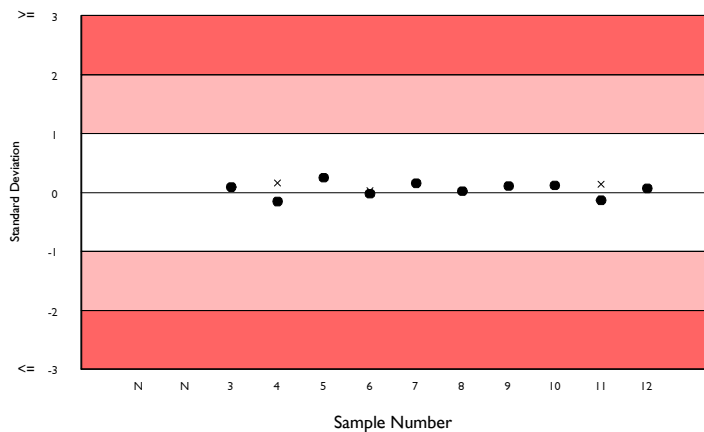
Method: Oxidation to Biliverdin/Vanadate
Instrument: Siemens Atellica Solution
Reagent: Siemens

RIQAS TDPA: 16% **Biological Variation:** 26.94%

| Sample | Result | Unit | N | Mean for Comparison | CV% | Um | SDPA | SDI | TS | %Deviation |
|--------|-----------|-------|-----|---------------------|-----|------|------|-------|-----|------------|
| 1 | No Result | mg/dl | 142 | M 1.692 | 5.1 | 0.01 | 0.16 | | | |
| 2 | No Result | mg/dl | 11 | I 5.772 | 0.9 | 0.02 | 0.56 | | | |
| 3 | 1.740 | mg/dl | 14 | I 1.725 | 2.0 | 0.01 | 0.17 | 0.09 | 120 | 0.86 |
| 4 | 1.100 | mg/dl | 19 | I 1.117 | 3.8 | 0.01 | 0.11 | -0.16 | 120 | -1.53 |
| 5 | 5.930 | mg/dl | 19 | I 5.791 | 4.5 | 0.07 | 0.56 | 0.25 | 120 | 2.41 |
| 6 | 1.710 | mg/dl | 20 | I 1.714 | 3.1 | 0.01 | 0.17 | -0.02 | 120 | -0.23 |
| 7 | 6.090 | mg/dl | 18 | I 6.001 | 2.6 | 0.05 | 0.58 | 0.15 | 120 | 1.49 |
| 8 | 1.880 | mg/dl | 22 | I 1.877 | 2.1 | 0.01 | 0.18 | 0.02 | 120 | 0.18 |
| 9 | 1.730 | mg/dl | 22 | I 1.712 | 6.8 | 0.03 | 0.17 | 0.11 | 120 | 1.03 |
| 10 | 5.830 | mg/dl | 25 | I 5.765 | 1.9 | 0.03 | 0.56 | 0.12 | 120 | 1.13 |
| 11 | 1.800 | mg/dl | 30 | I 1.824 | 2.6 | 0.01 | 0.18 | -0.14 | 120 | -1.32 |
| 12 | 1.850 | mg/dl | 30 | I 1.838 | 4.4 | 0.02 | 0.18 | 0.07 | 120 | 0.64 |

Cycle 15 **Cycle 16**

| | | |
|------------------------------------|------|------|
| Cycle Average SDI | 0.45 | 0.05 |
| Cycle Average TS | 106 | 120 |
| Cycle Average %DEV | 4.56 | 0.47 |
| Cycle Average Absolute SDI | 0.45 | 0.11 |
| Cycle Average Absolute %DEV | 4.56 | 1.08 |



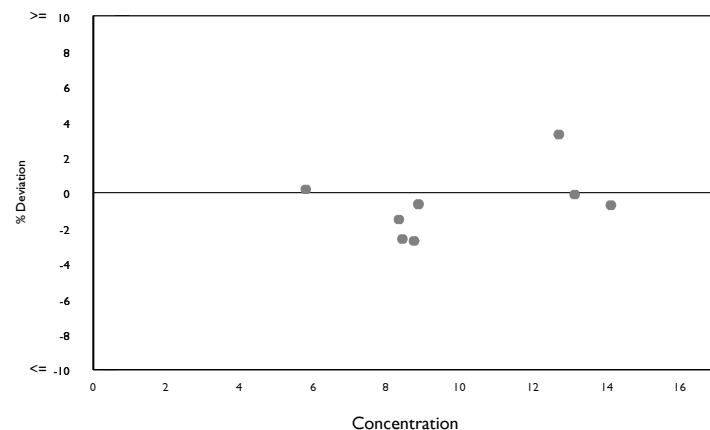
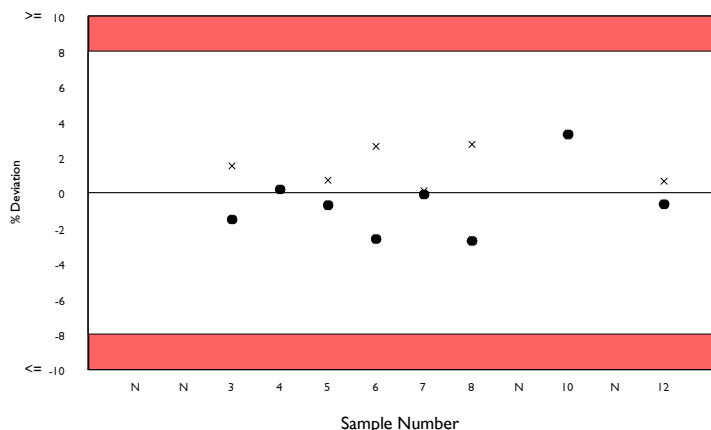
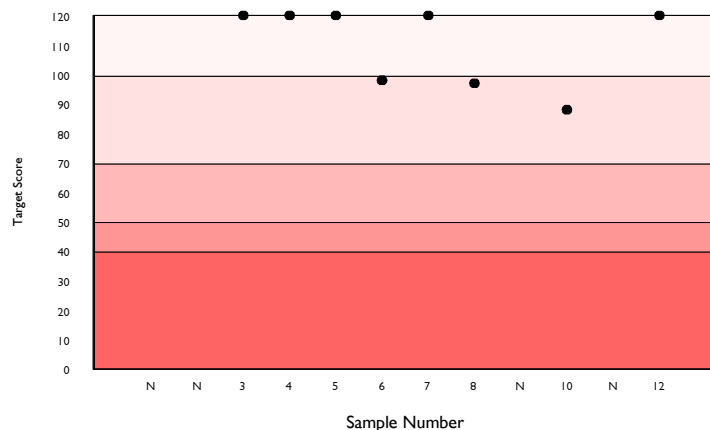
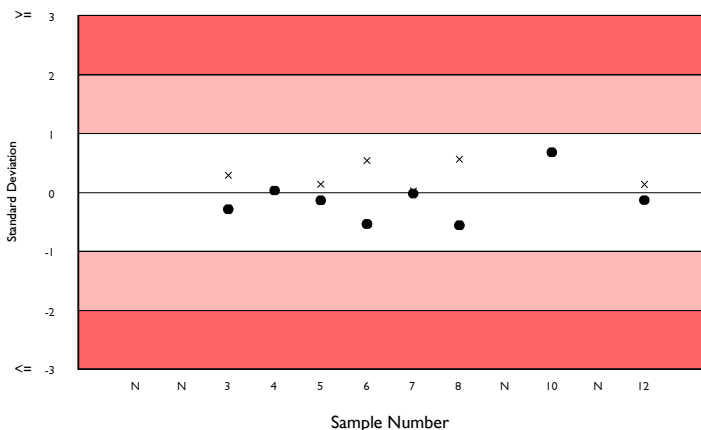
Calcium, mg/dl

Method: Arsenazo
Instrument: Siemens Atellica Solution
Reagent: Siemens

RIQAS TDPA: 8% **Biological Variation:** 2.55%

| Sample | Result | Unit | N | Mean for Comparison | CV% | Um | SDPA | SDI | TS | %Deviation |
|--------|-----------|-------|------|---------------------|------|------|-------|-------|-----|------------|
| 1 | No Result | mg/dl | 1497 | M 8.779 | 3.5 | 0.01 | 0.43 | | | |
| 2 | No Result | mg/dl | 8 | I 12.670 | 2.9 | 0.16 | 0.62 | | | |
| 3 | 8.200 | mg/dl | 10 | I 8.326 | 5.2 | 0.17 | 0.44a | -0.29 | 120 | -1.51 |
| 4 | 5.800 | mg/dl | 13 | I 5.789 | 11.6 | 0.23 | 0.37a | 0.03 | 120 | 0.19 |
| 5 | 14.000 | mg/dl | 14 | I 14.099 | 5.3 | 0.25 | 0.73a | -0.14 | 120 | -0.70 |
| 6 | 8.200 | mg/dl | 16 | I 8.421 | 4.0 | 0.10 | 0.41 | -0.54 | 98 | -2.62 |
| 7 | 13.100 | mg/dl | 17 | I 13.114 | 2.3 | 0.09 | 0.64 | -0.02 | 120 | -0.10 |
| 8 | 8.500 | mg/dl | 17 | I 8.738 | 4.1 | 0.11 | 0.42 | -0.56 | 97 | -2.73 |
| 9 | No Result | mg/dl | 12 | I 8.707 | 2.9 | 0.09 | 0.42 | | | |
| 10 | 13.100 | mg/dl | 16 | I 12.682 | 2.3 | 0.09 | 0.62 | 0.68 | 88 | 3.30 |
| 11 | No Result | mg/dl | 18 | I 8.561 | 4.1 | 0.10 | 0.42 | | | |
| 12 | 8.800 | mg/dl | 16 | I 8.858 | 2.8 | 0.08 | 0.43 | -0.13 | 120 | -0.65 |

| | Cycle 15 | Cycle 16 |
|------------------------------------|----------|----------|
| Cycle Average SDI | -0.03 | -0.12 |
| Cycle Average TS | 109 | 110 |
| Cycle Average %DEV | -0.12 | -0.60 |
| Cycle Average Absolute SDI | 0.40 | 0.30 |
| Cycle Average Absolute %DEV | 1.80 | 1.47 |



Cholinesterase, U/I

Method: Colorimetric - Butyrylthiocholine

Instrument: Siemens Atellica Solution

Reagent: Siemens

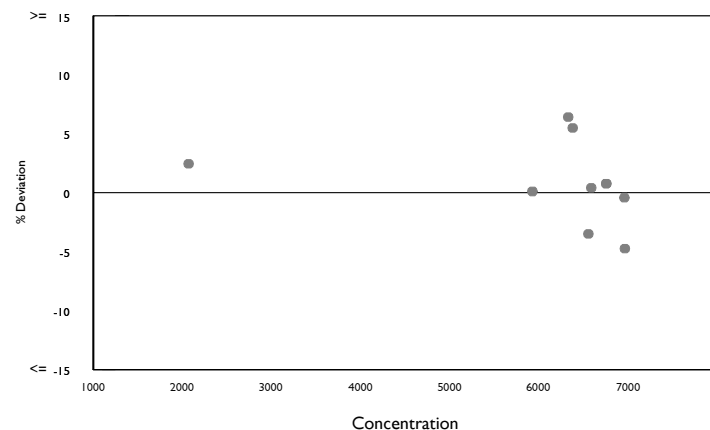
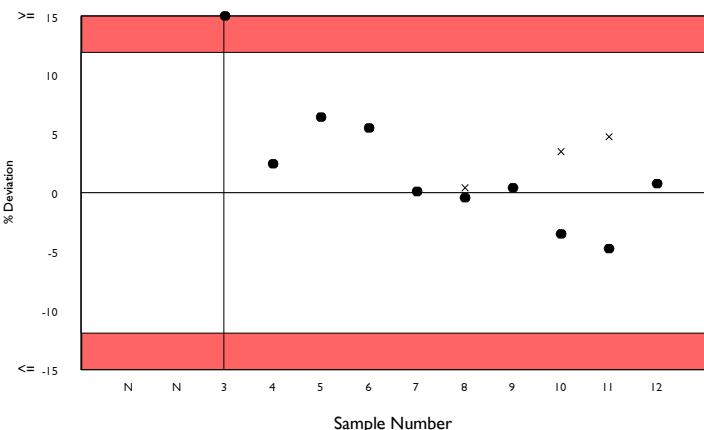
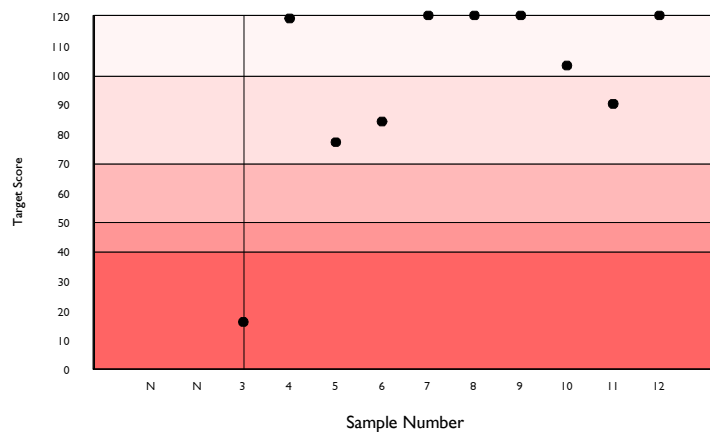
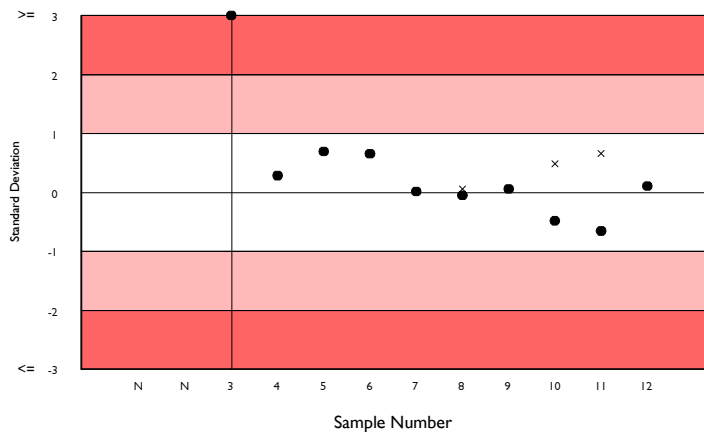
RIQAS TDPA: 11.9%

Biological Variation: 9.8%

| Sample | Result | Unit | N | Mean for Comparison | CV% | Um | SDPA | SDI | TS | %Deviation |
|--------|----------|------|-----|---------------------|------|--------|---------|-------|-----|------------|
| 1 | N/A | U/I | 11 | I 6291.336 | 7.9 | 186.33 | 491.82a | | | |
| 2 | N/A | U/I | 14 | I 5440.214 | 8.6 | 156.79 | 423.66a | | | |
| 3 | 7093.000 | U/I | 322 | M 5637.278 | 7.9 | 30.92 | 407.84 | 3.57 | 16 | 25.82 |
| 4 | 2120.000 | U/I | 6 | I 2069.333 | 9.3 | 98.32 | 179.11a | 0.28 | 119 | 2.45 |
| 5 | 6731.000 | U/I | 6 | I 6324.967 | 11.4 | 366.44 | 586.23a | 0.69 | 77 | 6.42 |
| 6 | 6725.000 | U/I | 6 | I 6374.533 | 8.4 | 273.35 | 536.10a | 0.65 | 84 | 5.50 |
| 7 | 5931.000 | U/I | 5 | I 5924.400 | 4.4 | 144.58 | 452.34a | 0.01 | 120 | 0.11 |
| 8 | 6926.000 | U/I | 7 | I 6954.714 | 6.3 | 205.85 | 543.63a | -0.05 | 120 | -0.41 |
| 9 | 6611.000 | U/I | 5 | I 6583.600 | 1.6 | 60.11 | 476.30 | 0.06 | 120 | 0.42 |
| 10 | 6322.000 | U/I | 7 | I 6550.771 | 4.2 | 130.56 | 473.93 | -0.48 | 103 | -3.49 |
| 11 | 6630.000 | U/I | 6 | I 6960.333 | 1.2 | 42.11 | 503.56 | -0.66 | 90 | -4.75 |
| 12 | 6803.000 | U/I | 7 | I 6751.143 | 2.9 | 93.58 | 488.43 | 0.11 | 120 | 0.77 |

Cycle 15 Cycle 16

| | | |
|------------------------------------|------|------|
| Cycle Average SDI | 0.54 | 0.42 |
| Cycle Average TS | 87 | 97 |
| Cycle Average %DEV | 7.05 | 3.28 |
| | | |
| Cycle Average Absolute SDI | 0.76 | 0.66 |
| Cycle Average Absolute %DEV | 9.90 | 5.01 |



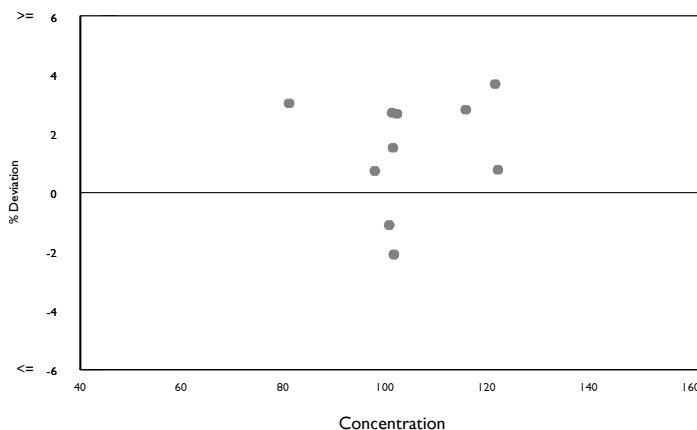
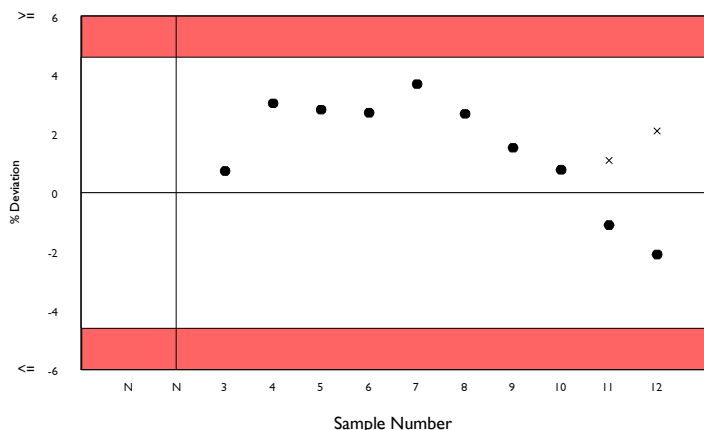
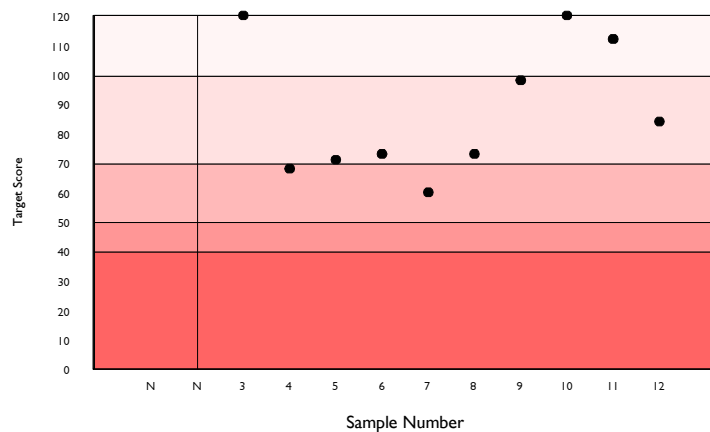
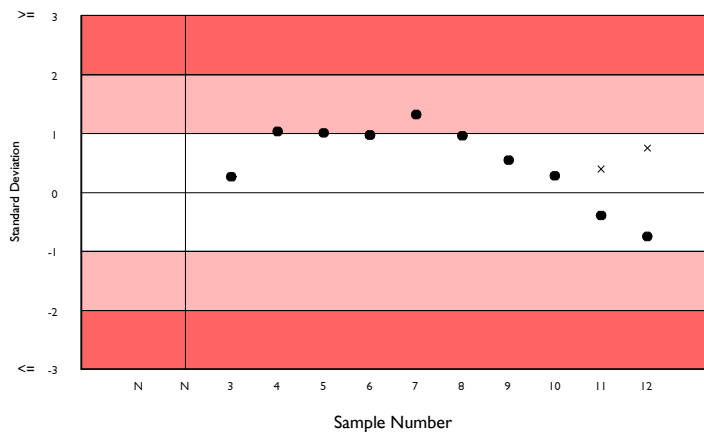
Chloride, mEq/l

Method: ISE, indirect
Instrument: Siemens Atellica Solution
Reagent: Siemens

RIQAS TDPA: 4.6% **Biological Variation:** 1.5%

| Sample | Result | Unit | N | Mean for Comparison | CV% | Um | SDPA | SDI | TS | %Deviation |
|--------|-----------|-------|----|---------------------|-----|------|-------|-------|-----|------------|
| 1 | N/A | mEq/l | 54 | 100.693 | 1.2 | 0.21 | 2.82 | | | |
| 2 | No Result | mEq/l | 13 | 119.208 | 1.4 | 0.57 | 3.33 | | | |
| 3 | 98.600 | mEq/l | 15 | 97.877 | 2.2 | 0.69 | 2.74 | 0.26 | 120 | 0.74 |
| 4 | 83.500 | mEq/l | 16 | 81.041 | 2.9 | 0.73 | 2.38a | 1.03 | 68 | 3.03 |
| 5 | 119.000 | mEq/l | 19 | 115.737 | 2.7 | 0.89 | 3.24 | 1.01 | 71 | 2.82 |
| 6 | 104.000 | mEq/l | 19 | 101.251 | 1.9 | 0.54 | 2.83 | 0.97 | 73 | 2.71 |
| 7 | 126.000 | mEq/l | 21 | 121.519 | 1.4 | 0.48 | 3.40 | 1.32 | 60 | 3.69 |
| 8 | 105.000 | mEq/l | 24 | 102.263 | 1.5 | 0.40 | 2.86 | 0.96 | 73 | 2.68 |
| 9 | 103.000 | mEq/l | 23 | 101.452 | 1.4 | 0.37 | 2.84 | 0.55 | 98 | 1.53 |
| 10 | 123.000 | mEq/l | 27 | 122.048 | 1.2 | 0.36 | 3.41 | 0.28 | 120 | 0.78 |
| 11 | 99.600 | mEq/l | 30 | 100.707 | 1.8 | 0.42 | 2.82 | -0.39 | 112 | -1.10 |
| 12 | 99.500 | mEq/l | 31 | 101.629 | 2.0 | 0.45 | 2.84 | -0.75 | 84 | -2.09 |

| | Cycle 15 | Cycle 16 |
|------------------------------------|----------|----------|
| Cycle Average SDI | -0.10 | 0.52 |
| Cycle Average TS | 113 | 88 |
| Cycle Average %DEV | -0.29 | 1.48 |
| Cycle Average Absolute SDI | 0.33 | 0.75 |
| Cycle Average Absolute %DEV | 0.92 | 2.12 |



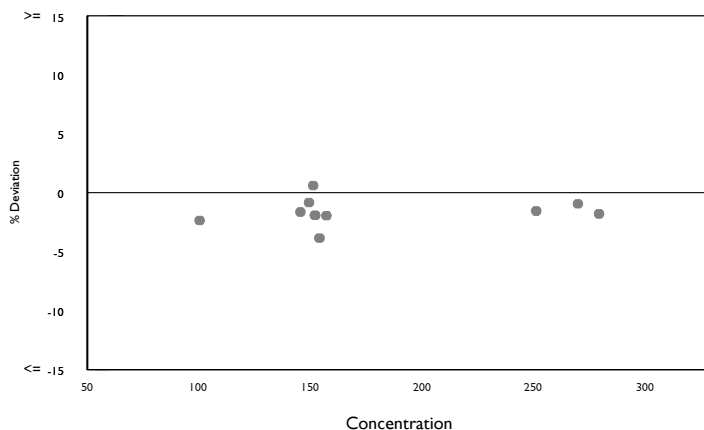
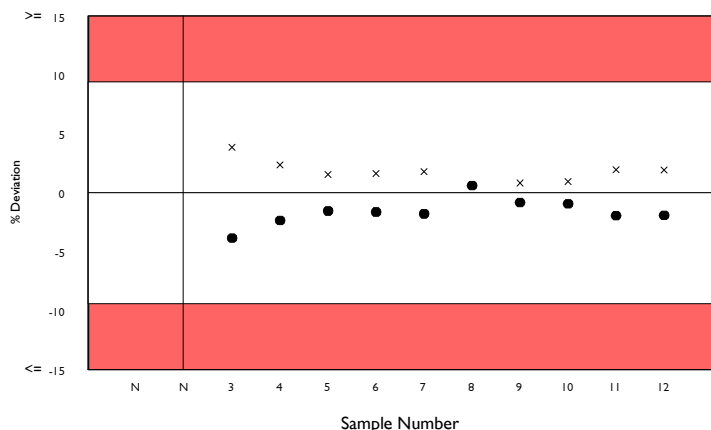
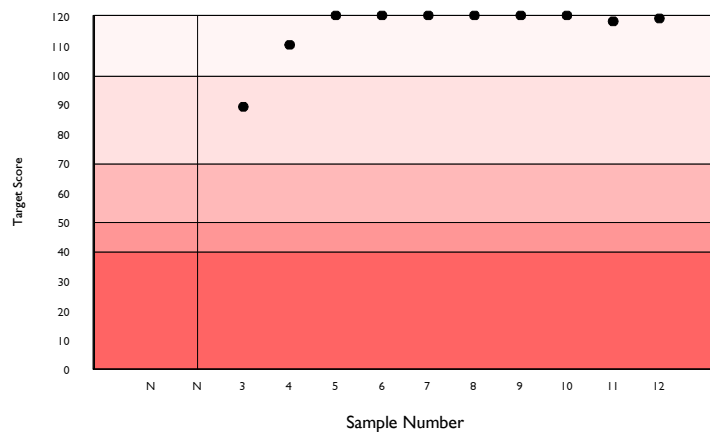
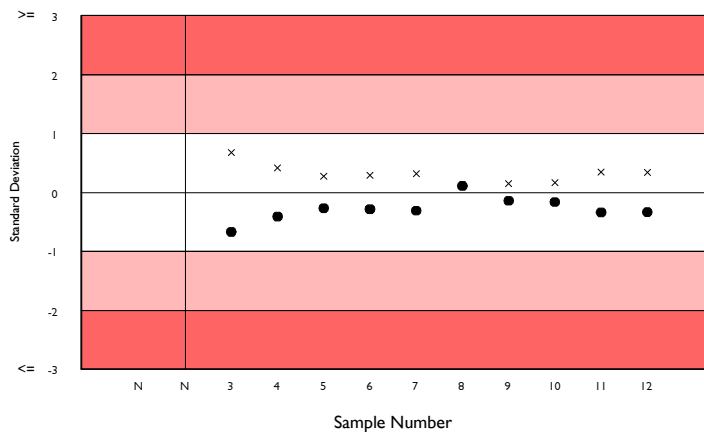
Cholesterol, mg/dl

Method: Cholesterol Oxidase - Abell Kendall
Instrument: Siemens Atellica Solution
Reagent: Siemens

RIQAS TDPA: 9.4% **Biological Variation:** 9.01%

| Sample | Result | Unit | N | Mean for Comparison | CV% | Um | SDPA | SDI | TS | %Deviation |
|--------|-----------|-------|----|---------------------|-----|------|-------|-------|-----|------------|
| 1 | N/A | mg/dl | 75 | 147.402 | 2.8 | 0.60 | 8.42 | | | |
| 2 | No Result | mg/dl | 11 | 275.510 | 2.7 | 2.85 | 15.74 | | | |
| 3 | 148.000 | mg/dl | 12 | 153.917 | 3.0 | 1.67 | 8.79 | -0.67 | 89 | -3.84 |
| 4 | 98.000 | mg/dl | 14 | 100.366 | 2.9 | 0.97 | 5.73 | -0.41 | 110 | -2.36 |
| 5 | 247.000 | mg/dl | 18 | 250.874 | 4.4 | 3.25 | 14.33 | -0.27 | 120 | -1.54 |
| 6 | 143.000 | mg/dl | 19 | 145.382 | 2.6 | 1.07 | 8.31 | -0.29 | 120 | -1.64 |
| 7 | 274.000 | mg/dl | 18 | 278.986 | 1.4 | 1.17 | 15.94 | -0.31 | 120 | -1.79 |
| 8 | 152.000 | mg/dl | 24 | 151.074 | 1.7 | 0.67 | 8.63 | 0.11 | 120 | 0.61 |
| 9 | 148.000 | mg/dl | 22 | 149.232 | 1.2 | 0.49 | 8.53 | -0.14 | 120 | -0.83 |
| 10 | 267.000 | mg/dl | 25 | 269.543 | 1.6 | 1.07 | 15.40 | -0.17 | 120 | -0.94 |
| 11 | 154.000 | mg/dl | 29 | 157.065 | 2.2 | 0.81 | 8.97 | -0.34 | 118 | -1.95 |
| 12 | 149.000 | mg/dl | 29 | 151.921 | 2.2 | 0.77 | 8.68 | -0.34 | 119 | -1.92 |

| | Cycle 15 | Cycle 16 |
|------------------------------------|----------|----------|
| Cycle Average SDI | -0.32 | -0.28 |
| Cycle Average TS | 110 | 116 |
| Cycle Average %DEV | -1.67 | -1.62 |
| Cycle Average Absolute SDI | 0.37 | 0.31 |
| Cycle Average Absolute %DEV | 1.95 | 1.74 |



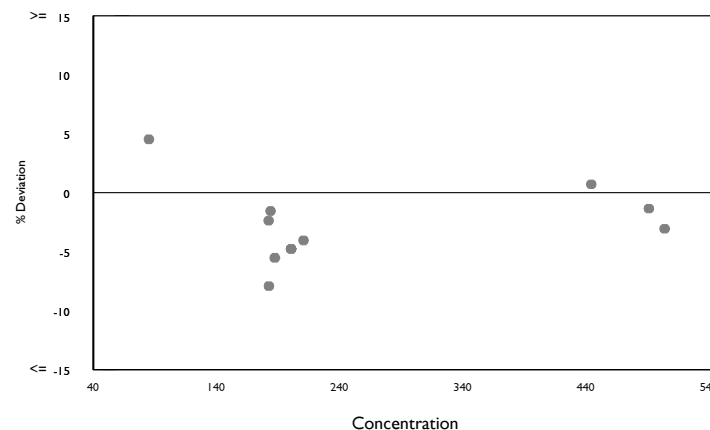
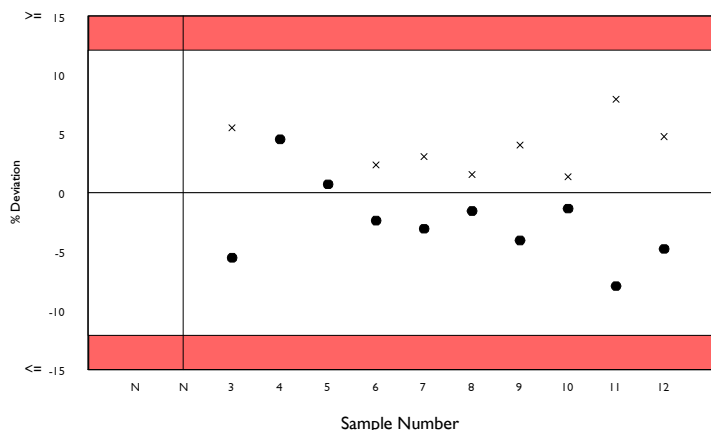
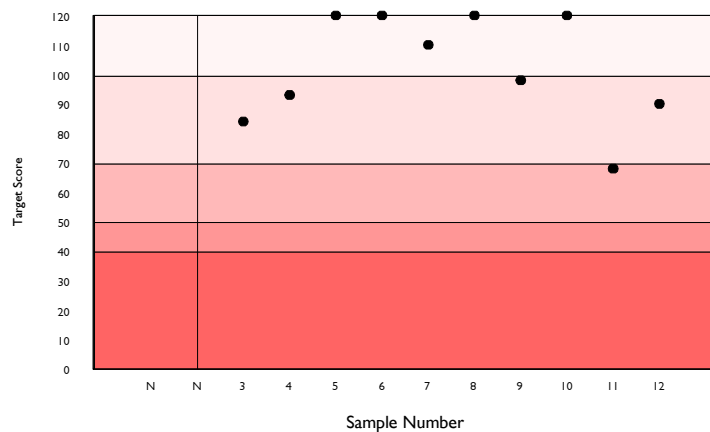
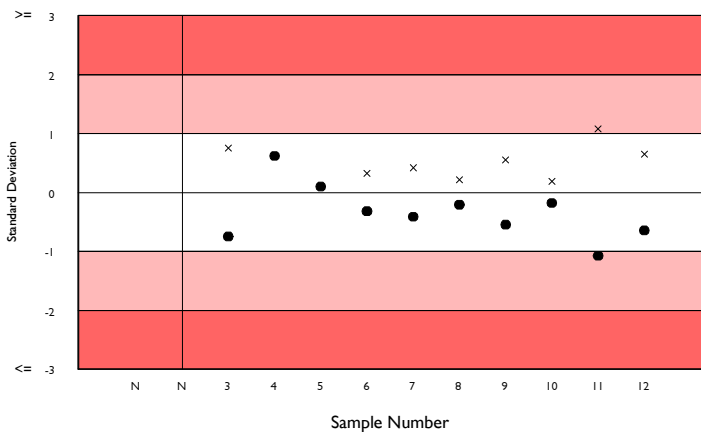
CK, Total, U/I @ 37°C

Method: CK-NAC (IFCC)
Instrument: Siemens Atellica Solution
Reagent: Siemens

RIQAS TDPA: 12.1% **Biological Variation:** 30.3%

| Sample | Result | Unit | N | Mean for Comparison | CV% | Um | SDPA | SDI | TS | %Deviation |
|--------|-----------|------|----|---------------------|-----|------|-------|-------|-----|------------|
| 1 | N/A | U/I | 50 | 196.622 | 7.3 | 2.54 | 14.46 | | | |
| 2 | No Result | U/I | 10 | 480.860 | 3.2 | 6.04 | 35.37 | | | |
| 3 | 177.000 | U/I | 12 | 187.333 | 4.5 | 3.04 | 13.78 | -0.75 | 84 | -5.52 |
| 4 | 89.000 | U/I | 13 | 85.144 | 4.7 | 1.37 | 6.26 | 0.62 | 93 | 4.53 |
| 5 | 447.000 | U/I | 17 | 443.848 | 4.6 | 6.20 | 32.65 | 0.10 | 120 | 0.71 |
| 6 | 178.000 | U/I | 18 | 182.311 | 3.4 | 1.82 | 13.41 | -0.32 | 120 | -2.36 |
| 7 | 488.000 | U/I | 18 | 503.391 | 3.7 | 5.53 | 37.03 | -0.42 | 110 | -3.06 |
| 8 | 181.000 | U/I | 22 | 183.850 | 4.1 | 2.02 | 13.52 | -0.21 | 120 | -1.55 |
| 9 | 202.000 | U/I | 18 | 210.509 | 5.5 | 3.41 | 15.49 | -0.55 | 98 | -4.04 |
| 10 | 484.000 | U/I | 22 | 490.587 | 3.0 | 3.97 | 36.09 | -0.18 | 120 | -1.34 |
| 11 | 168.000 | U/I | 23 | 182.451 | 4.6 | 2.18 | 13.42 | -1.08 | 68 | -7.92 |
| 12 | 191.000 | U/I | 24 | 200.552 | 4.3 | 2.19 | 14.75 | -0.65 | 90 | -4.76 |

| | Cycle 15 | Cycle 16 |
|------------------------------------|----------|----------|
| Cycle Average SDI | -0.51 | -0.34 |
| Cycle Average TS | 99 | 102 |
| Cycle Average %DEV | -3.53 | -2.53 |
| Cycle Average Absolute SDI | 0.55 | 0.49 |
| Cycle Average Absolute %DEV | 3.81 | 3.58 |



Creatinine, mg/dl

Method: Alkaline picrate no deproteinisation

Instrument: Siemens Atellica Solution

Reagent: Siemens

RIQAS TDPA: 12.4%

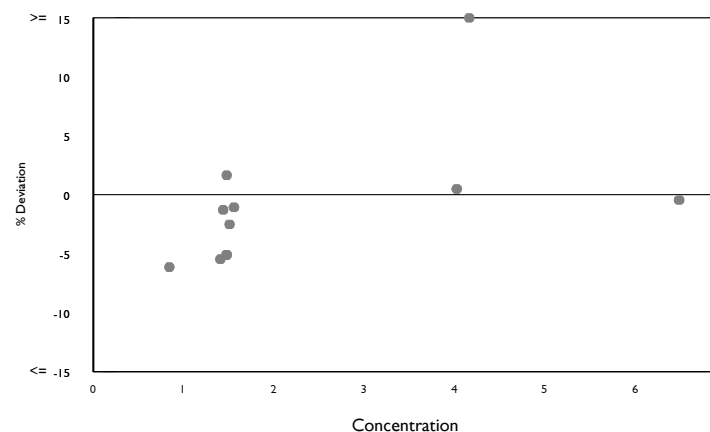
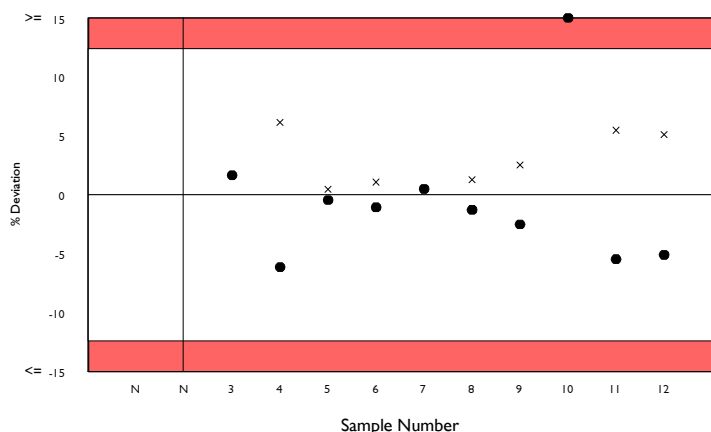
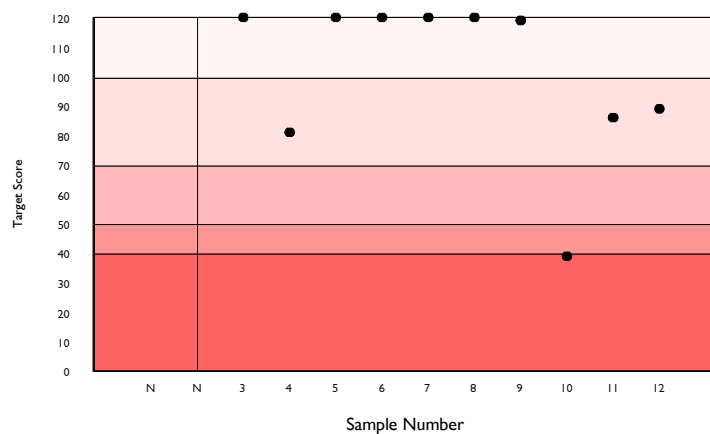
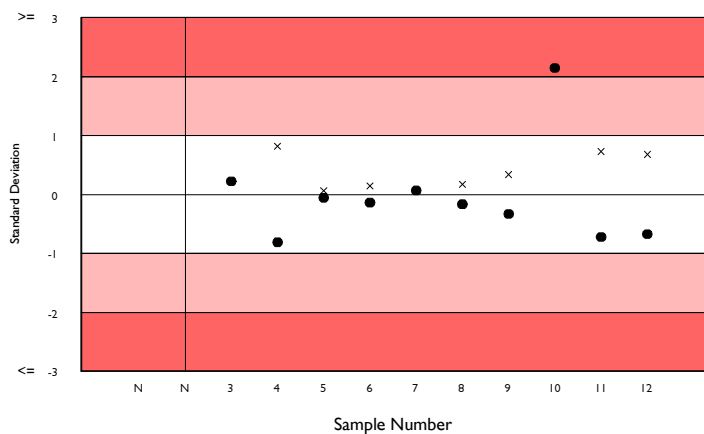
Biological Variation: 8.87%

| Sample | Result | Unit | N | Mean for Comparison | CV% | Um | SDPA | SDI | TS | %Deviation |
|--------|-----------|-------|------|---------------------|------|------|------|-------|-----|------------|
| 1 | N/A | mg/dl | 10 | I 1.571 | 3.9 | 0.02 | 0.12 | | | |
| 2 | No Result | mg/dl | 1747 | M 4.141 | 7.8 | 0.01 | 0.31 | | | |
| 3 | 1.500 | mg/dl | 1767 | M 1.476 | 6.5 | 0.00 | 0.11 | 0.22 | 120 | 1.65 |
| 4 | 0.790 | mg/dl | 1825 | M 0.842 | 12.2 | 0.00 | 0.06 | -0.81 | 81 | -6.14 |
| 5 | 6.450 | mg/dl | 1838 | M 6.479 | 9.1 | 0.02 | 0.49 | -0.06 | 120 | -0.45 |
| 6 | 1.540 | mg/dl | 1758 | M 1.557 | 6.0 | 0.00 | 0.12 | -0.14 | 120 | -1.07 |
| 7 | 4.040 | mg/dl | 1843 | M 4.020 | 7.9 | 0.01 | 0.30 | 0.06 | 120 | 0.49 |
| 8 | 1.420 | mg/dl | 1800 | M 1.438 | 6.5 | 0.00 | 0.11 | -0.17 | 120 | -1.28 |
| 9 | 1.470 | mg/dl | 1844 | M 1.508 | 6.5 | 0.00 | 0.11 | -0.33 | 119 | -2.52 |
| 10 | 4.830 | mg/dl | 1847 | M 4.159 | 8.2 | 0.01 | 0.31 | 2.14 | 39 | 16.14 |
| 11 | 1.330 | mg/dl | 1822 | M 1.407 | 6.3 | 0.00 | 0.11 | -0.72 | 86 | -5.46 |
| 12 | 1.400 | mg/dl | 1794 | M 1.475 | 6.0 | 0.00 | 0.11 | -0.68 | 89 | -5.10 |

Cycle 15 Cycle 16

Cycle Average SDI 0.56 -0.05
Cycle Average TS 97 101
Cycle Average %DEV 4.00 -0.37

Cycle Average Absolute SDI 0.56 0.53
Cycle Average Absolute %DEV 4.01 4.03



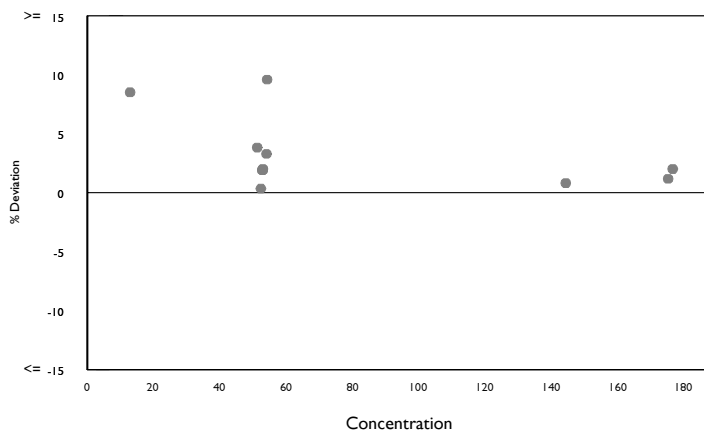
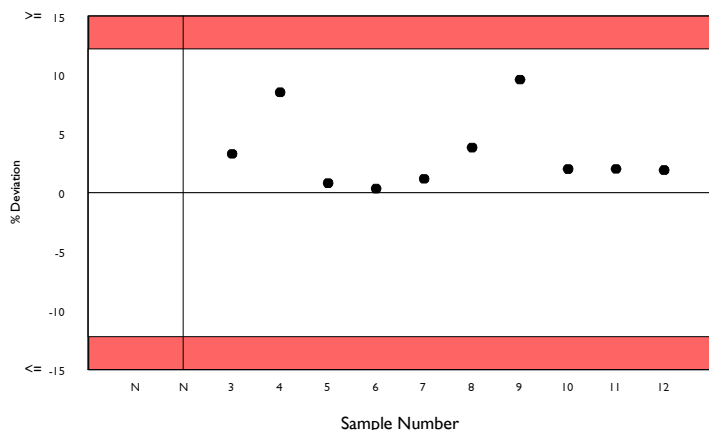
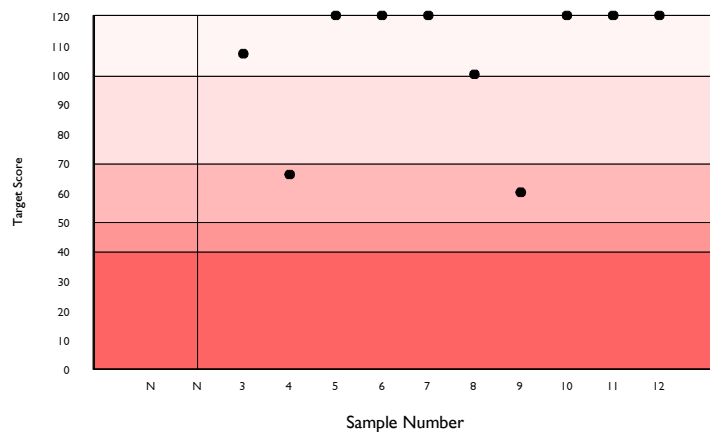
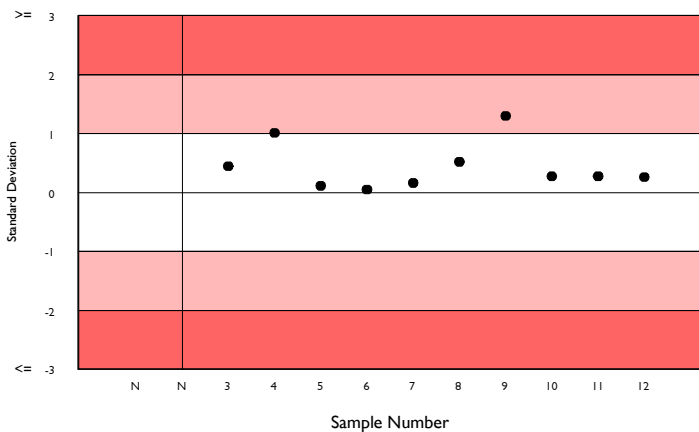
GGT, U/I @ 37°C

Method: Gamma glut'3-carb'4-nitro(IFCC)
Instrument: Siemens Atellica Solution
Reagent: Siemens

RIQAS TDPA: 12.2% **Biological Variation:** 22.11%

| Sample | Result | Unit | N | Mean for Comparison | CV% | Um | SDPA | SDI | TS | %Deviation |
|--------|-----------|------|----|---------------------|------|------|-------|------|-----|------------|
| 1 | N/A | U/I | 69 | 52.916 | 4.1 | 0.32 | 3.92 | | | |
| 2 | No Result | U/I | 11 | 181.465 | 2.5 | 1.72 | 13.46 | | | |
| 3 | 55.800 | U/I | 15 | 54.023 | 3.9 | 0.68 | 4.01 | 0.44 | 107 | 3.29 |
| 4 | 14.000 | U/I | 18 | 12.901 | 13.7 | 0.52 | 1.09a | 1.01 | 66 | 8.52 |
| 5 | 145.300 | U/I | 19 | 144.126 | 2.9 | 1.20 | 10.69 | 0.11 | 120 | 0.81 |
| 6 | 52.500 | U/I | 20 | 52.315 | 5.1 | 0.74 | 3.88 | 0.05 | 120 | 0.35 |
| 7 | 177.000 | U/I | 21 | 174.936 | 1.2 | 0.57 | 12.98 | 0.16 | 120 | 1.18 |
| 8 | 53.200 | U/I | 26 | 51.236 | 5.0 | 0.62 | 3.80 | 0.52 | 100 | 3.83 |
| 9 | 59.400 | U/I | 22 | 54.198 | 5.1 | 0.74 | 4.02 | 1.29 | 60 | 9.60 |
| 10 | 179.900 | U/I | 27 | 176.353 | 2.0 | 0.84 | 13.08 | 0.27 | 120 | 2.01 |
| 11 | 54.000 | U/I | 27 | 52.929 | 3.0 | 0.38 | 3.93 | 0.27 | 120 | 2.02 |
| 12 | 53.800 | U/I | 26 | 52.787 | 3.1 | 0.40 | 3.92 | 0.26 | 120 | 1.92 |

| | Cycle 15 | Cycle 16 |
|------------------------------------|----------|----------|
| Cycle Average SDI | 0.70 | 0.44 |
| Cycle Average TS | 89 | 105 |
| Cycle Average %DEV | 5.99 | 3.35 |
| Cycle Average Absolute SDI | 0.70 | 0.44 |
| Cycle Average Absolute %DEV | 5.99 | 3.35 |



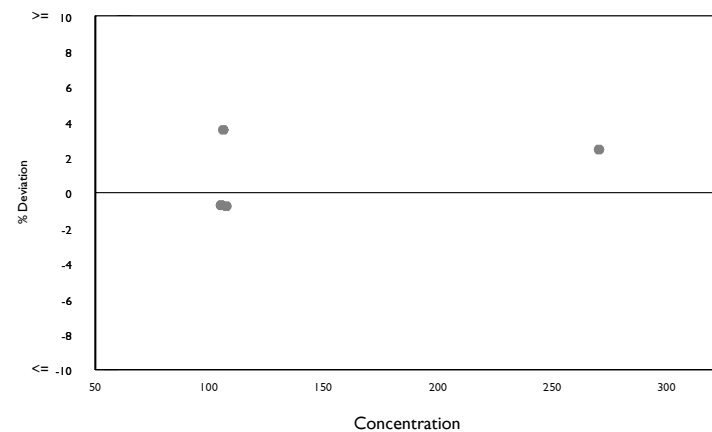
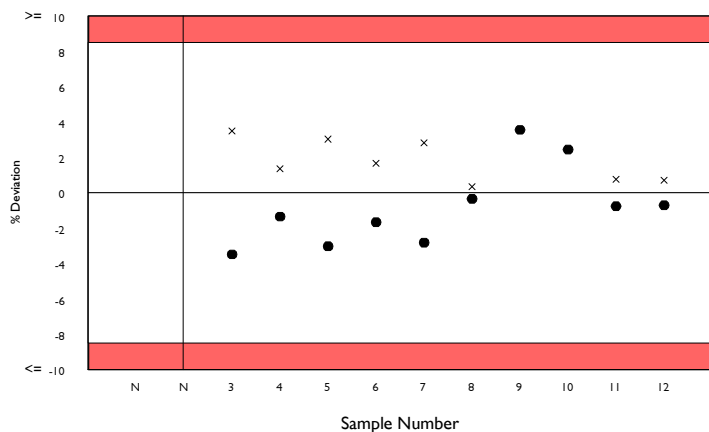
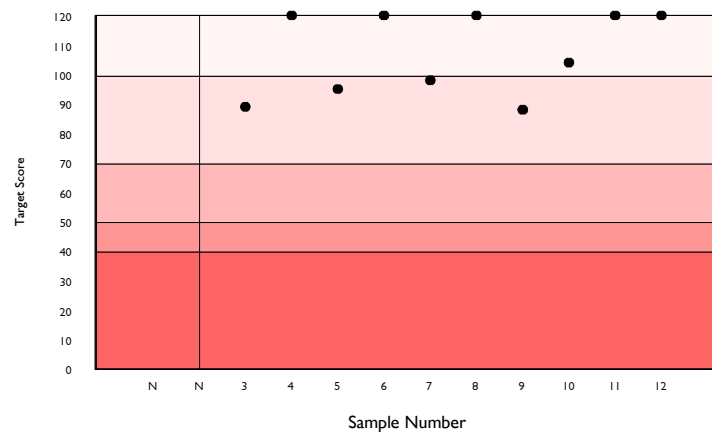
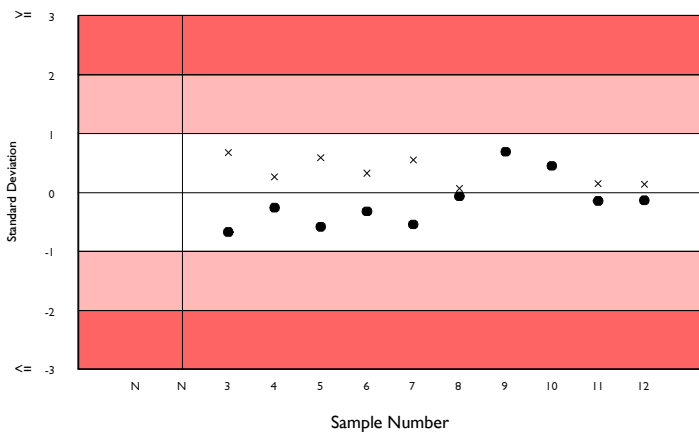
Glucose, mg/dl

Method: Glucose oxidase
Instrument: Siemens Atellica Solution
Reagent: Siemens

RIQAS TDPA: 8.5% **Biological Variation:** 6.96%

| Sample | Result | Unit | N | Mean for Comparison | CV% | Um | SDPA | SDI | TS | %Deviation |
|--------|-----------|-------|------|---------------------|-----|------|--------|-------|-----|------------|
| 1 | N/A | mg/dl | 23 | I 107.523 | 3.0 | 0.83 | 5.56 | | | |
| 2 | No Result | mg/dl | 2272 | M 280.529 | 5.7 | 0.42 | 14.50 | | | |
| 3 | 106.600 | mg/dl | 2369 | M 110.450 | 5.5 | 0.15 | 5.71 | -0.67 | 89 | -3.49 |
| 4 | 39.300 | mg/dl | 2387 | M 39.840 | 8.0 | 0.08 | 2.06 | -0.26 | 120 | -1.36 |
| 5 | 339.000 | mg/dl | 2419 | M 349.581 | 6.5 | 0.58 | 18.06 | -0.59 | 95 | -3.03 |
| 6 | 106.100 | mg/dl | 2399 | M 107.898 | 5.3 | 0.14 | 5.58 | -0.32 | 120 | -1.67 |
| 7 | 265.500 | mg/dl | 2460 | M 273.216 | 5.5 | 0.38 | 14.12 | -0.55 | 98 | -2.82 |
| 8 | 110.500 | mg/dl | 2442 | M 110.884 | 5.6 | 0.16 | 5.73 | -0.07 | 120 | -0.35 |
| 9 | 109.800 | mg/dl | 5 | I 106.032 | 2.6 | 1.56 | 5.48 | 0.69 | 88 | 3.55 |
| 10 | 276.700 | mg/dl | 5 | I 270.106 | 3.1 | 4.70 | 14.73a | 0.45 | 104 | 2.44 |
| 11 | 106.500 | mg/dl | 5 | I 107.318 | 1.1 | 0.66 | 5.54 | -0.15 | 120 | -0.76 |
| 12 | 104.300 | mg/dl | 7 | I 105.043 | 2.4 | 1.18 | 5.43 | -0.14 | 120 | -0.71 |

| | Cycle 15 | Cycle 16 |
|------------------------------------|----------|----------|
| Cycle Average SDI | -0.66 | -0.16 |
| Cycle Average TS | 90 | 107 |
| Cycle Average %DEV | -3.26 | -0.82 |
| Cycle Average Absolute SDI | 0.66 | 0.39 |
| Cycle Average Absolute %DEV | 3.26 | 2.02 |



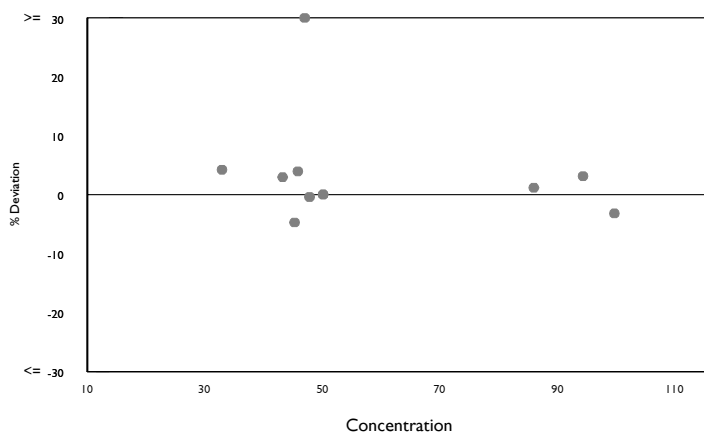
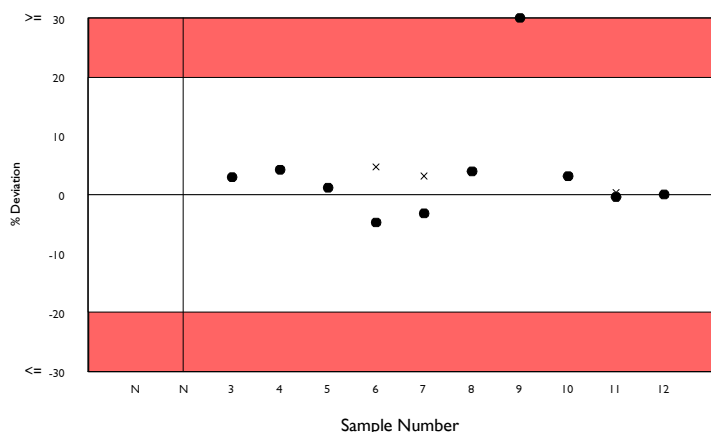
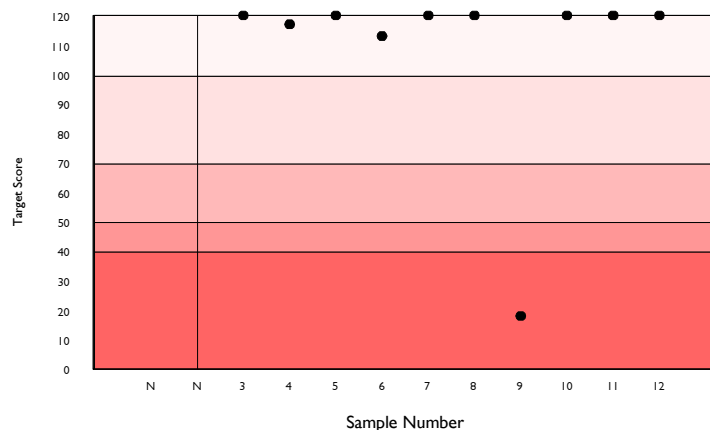
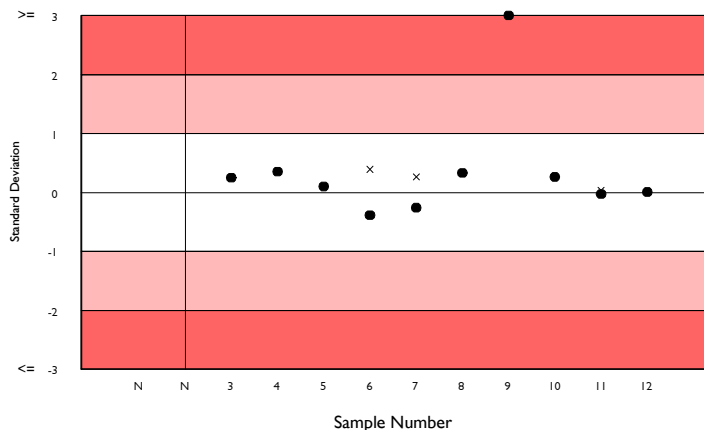
HDL-Cholesterol, mg/dl

Method: Direct HDL, Clearance method
Instrument: Siemens Atellica Solution
Reagent: Siemens

RIQAS TDPA: 19.9% **Biological Variation:** 11.63%

| Sample | Result | Unit | N | Mean for Comparison | CV% | Um | SDPA | SDI | TS | %Deviation |
|--------|-----------|-------|----|---------------------|-----|------|-------|-------|-----|------------|
| 1 | N/A | mg/dl | 43 | 44.272 | 5.6 | 0.47 | 5.35 | | | |
| 2 | No Result | mg/dl | 7 | 93.511 | 3.3 | 1.45 | 11.31 | | | |
| 3 | 44.500 | mg/dl | 8 | 43.210 | 1.9 | 0.36 | 5.23 | 0.25 | 120 | 2.99 |
| 4 | 34.300 | mg/dl | 10 | 32.906 | 3.4 | 0.44 | 3.98 | 0.35 | 117 | 4.24 |
| 5 | 86.900 | mg/dl | 12 | 85.879 | 4.6 | 1.42 | 10.39 | 0.10 | 120 | 1.19 |
| 6 | 43.100 | mg/dl | 12 | 45.228 | 4.1 | 0.67 | 5.47 | -0.39 | 113 | -4.70 |
| 7 | 96.400 | mg/dl | 12 | 99.557 | 4.2 | 1.52 | 12.04 | -0.26 | 120 | -3.17 |
| 8 | 47.600 | mg/dl | 15 | 45.783 | 2.3 | 0.34 | 5.54 | 0.33 | 120 | 3.97 |
| 9 | 66.640 | mg/dl | 18 | 46.958 | 4.6 | 0.63 | 5.68 | 3.46 | 18 | 41.91 |
| 10 | 97.200 | mg/dl | 21 | 94.228 | 5.4 | 1.39 | 11.40 | 0.26 | 120 | 3.15 |
| 11 | 47.600 | mg/dl | 22 | 47.778 | 3.7 | 0.47 | 5.78 | -0.03 | 120 | -0.37 |
| 12 | 50.100 | mg/dl | 24 | 50.077 | 4.2 | 0.54 | 6.06 | 0.00 | 120 | 0.05 |

| | Cycle 15 | Cycle 16 |
|------------------------------------|----------|----------|
| Cycle Average SDI | -0.06 | 0.41 |
| Cycle Average TS | 116 | 109 |
| Cycle Average %DEV | -0.84 | 4.92 |
| Cycle Average Absolute SDI | 0.28 | 0.54 |
| Cycle Average Absolute %DEV | 3.64 | 6.57 |



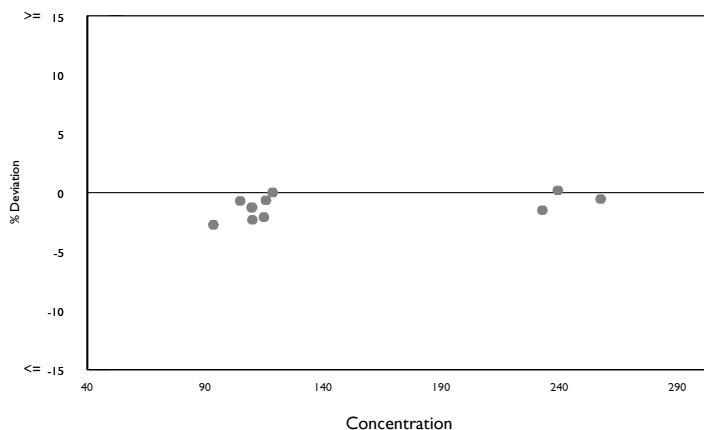
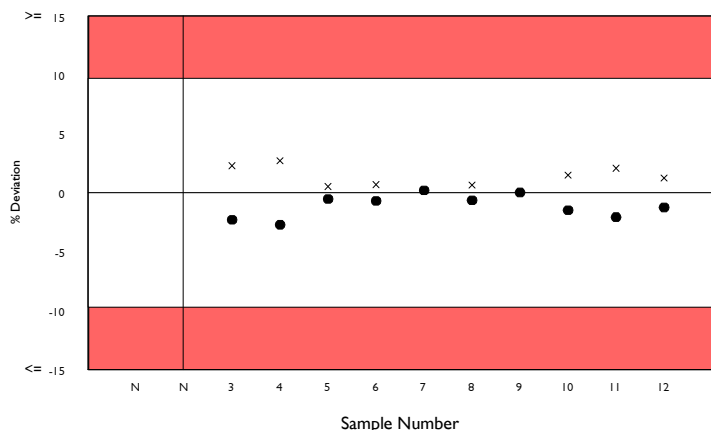
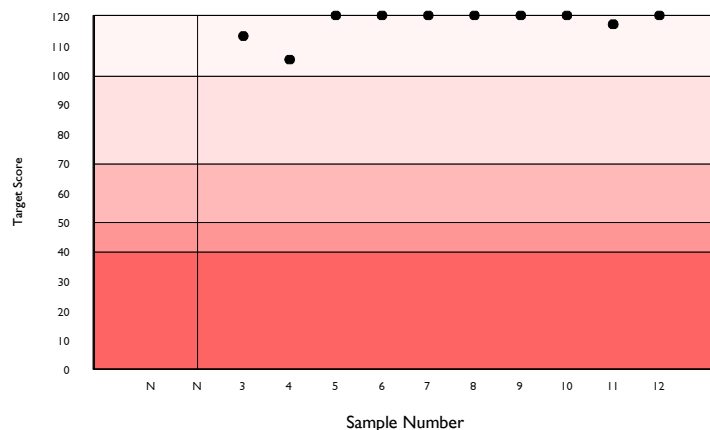
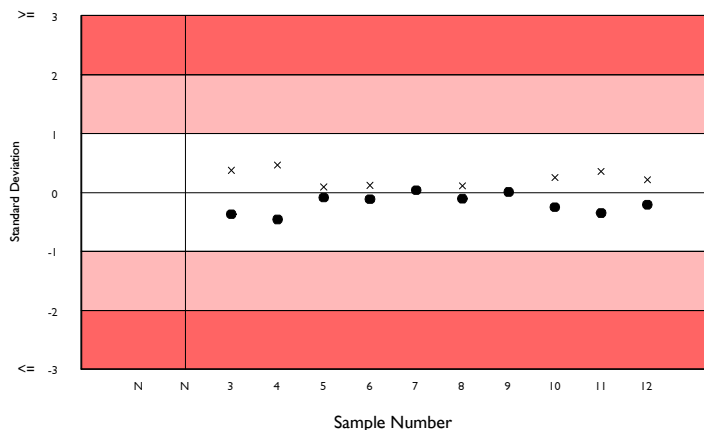
Iron, ug/dl

Method: Colorimetric without ppt.
Instrument: Siemens Atellica Solution
Reagent: Siemens

RIQAS TDPA: 9.7% **Biological Variation:** 30.7%

| Sample | Result | Unit | N | Mean for Comparison | CV% | Um | SDPA | SDI | TS | %Deviation |
|--------|-----------|-------|----|---------------------|-----|------|-------|-------|-----|------------|
| 1 | N/A | ug/dl | 53 | 104.220 | 3.8 | 0.67 | 6.15 | | | |
| 2 | No Result | ug/dl | 10 | 221.902 | 2.0 | 1.74 | 13.09 | | | |
| 3 | 107.400 | ug/dl | 12 | 109.918 | 5.1 | 2.01 | 6.79a | -0.37 | 113 | -2.29 |
| 4 | 90.900 | ug/dl | 16 | 93.441 | 3.8 | 1.10 | 5.51 | -0.46 | 105 | -2.72 |
| 5 | 255.900 | ug/dl | 15 | 257.246 | 2.6 | 2.16 | 15.17 | -0.09 | 120 | -0.52 |
| 6 | 104.000 | ug/dl | 17 | 104.722 | 2.7 | 0.86 | 6.18 | -0.12 | 120 | -0.69 |
| 7 | 239.600 | ug/dl | 19 | 239.115 | 2.8 | 1.92 | 14.10 | 0.03 | 120 | 0.20 |
| 8 | 114.900 | ug/dl | 18 | 115.640 | 3.0 | 1.02 | 6.82 | -0.11 | 120 | -0.64 |
| 9 | 118.500 | ug/dl | 18 | 118.473 | 2.4 | 0.84 | 6.99 | 0.00 | 120 | 0.02 |
| 10 | 229.100 | ug/dl | 25 | 232.553 | 1.7 | 0.98 | 13.71 | -0.25 | 120 | -1.48 |
| 11 | 112.400 | ug/dl | 26 | 114.778 | 2.4 | 0.66 | 6.77 | -0.35 | 117 | -2.07 |
| 12 | 108.300 | ug/dl | 26 | 109.664 | 2.1 | 0.56 | 6.47 | -0.21 | 120 | -1.24 |

| | Cycle 15 | Cycle 16 |
|------------------------------------|----------|----------|
| Cycle Average SDI | -0.15 | -0.19 |
| Cycle Average TS | 115 | 118 |
| Cycle Average %DEV | -0.89 | -1.14 |
| Cycle Average Absolute SDI | 0.23 | 0.20 |
| Cycle Average Absolute %DEV | 1.39 | 1.19 |



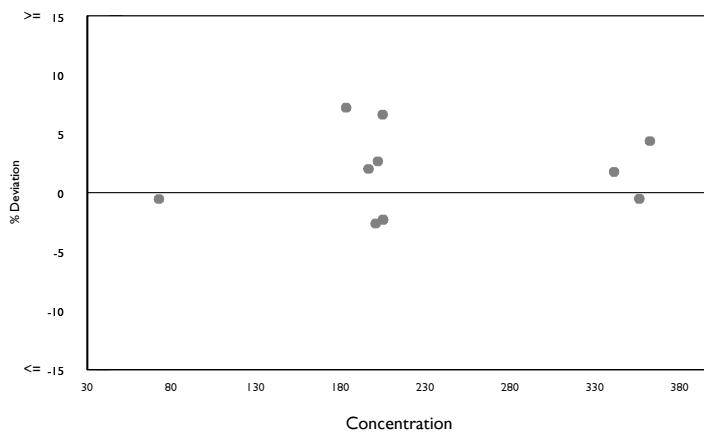
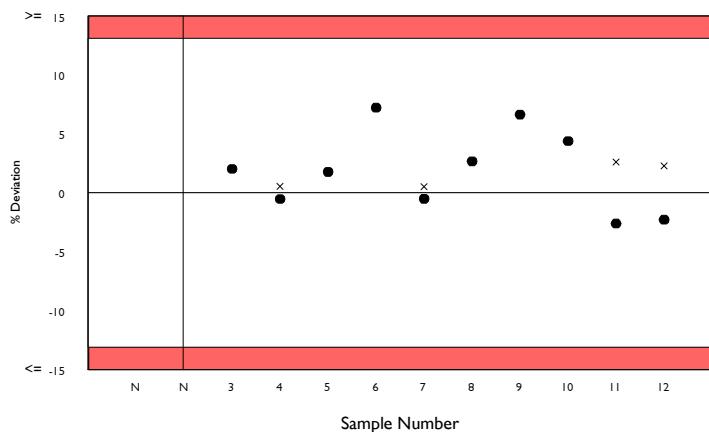
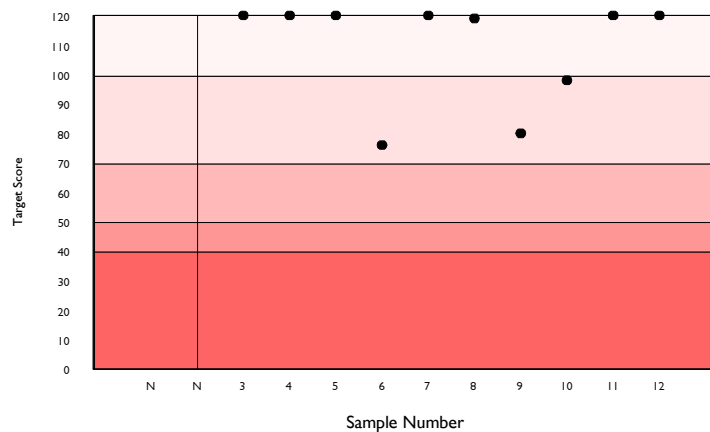
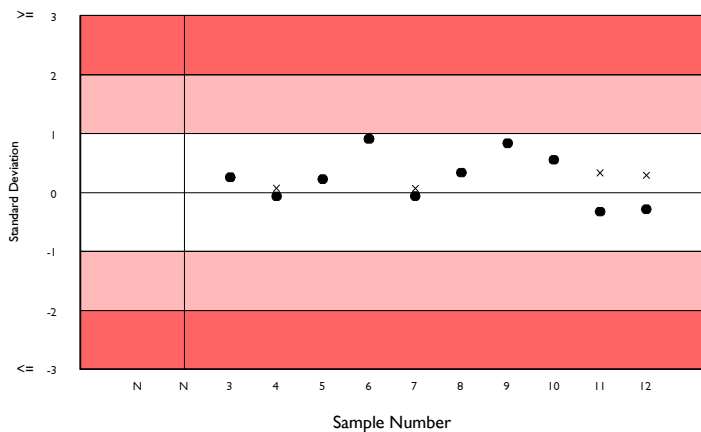
LD (LDH), U/I @ 37°C

Method: L to P, IFCC
Instrument: Siemens Atellica Solution
Reagent: Siemens

RIQAS TDPA: 13.1% **Biological Variation:** 11.4%

| Sample | Result | Unit | N | Mean for Comparison | CV% | Um | SDPA | SDI | TS | %Deviation |
|--------|-----------|------|------|---------------------|-----|------|--------|-------|-----|------------|
| 1 | N/A | U/I | 7 | I 349.357 | 5.3 | 8.71 | 29.16a | | | |
| 2 | No Result | U/I | 1435 | M 359.804 | 4.0 | 0.47 | 28.66 | | | |
| 3 | 200.000 | U/I | 5 | I 196.040 | 3.1 | 3.35 | 15.61 | 0.25 | 120 | 2.02 |
| 4 | 72.000 | U/I | 8 | I 72.390 | 4.0 | 1.29 | 5.77 | -0.07 | 120 | -0.54 |
| 5 | 347.000 | U/I | 9 | I 340.960 | 3.8 | 5.35 | 27.15 | 0.22 | 120 | 1.77 |
| 6 | 196.000 | U/I | 9 | I 182.809 | 4.5 | 3.42 | 14.56 | 0.91 | 76 | 7.22 |
| 7 | 354.000 | U/I | 10 | I 355.840 | 1.1 | 1.59 | 28.34 | -0.06 | 120 | -0.52 |
| 8 | 207.000 | U/I | 13 | I 201.625 | 2.3 | 1.62 | 16.06 | 0.33 | 119 | 2.67 |
| 9 | 218.000 | U/I | 11 | I 204.450 | 1.4 | 1.05 | 16.28 | 0.83 | 80 | 6.63 |
| 10 | 378.000 | U/I | 14 | I 362.125 | 2.5 | 2.99 | 28.84 | 0.55 | 98 | 4.38 |
| 11 | 195.000 | U/I | 13 | I 200.236 | 2.4 | 1.68 | 15.95 | -0.33 | 120 | -2.61 |
| 12 | 200.000 | U/I | 11 | I 204.685 | 2.7 | 2.09 | 16.30 | -0.29 | 120 | -2.29 |

| | Cycle 15 | Cycle 16 |
|------------------------------------|----------|----------|
| Cycle Average SDI | 0.03 | 0.24 |
| Cycle Average TS | 120 | 109 |
| Cycle Average %DEV | 0.28 | 1.87 |
| Cycle Average Absolute SDI | 0.19 | 0.38 |
| Cycle Average Absolute %DEV | 1.72 | 3.06 |



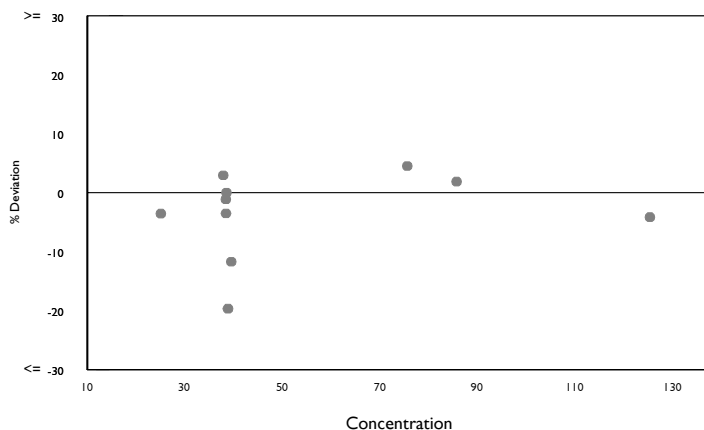
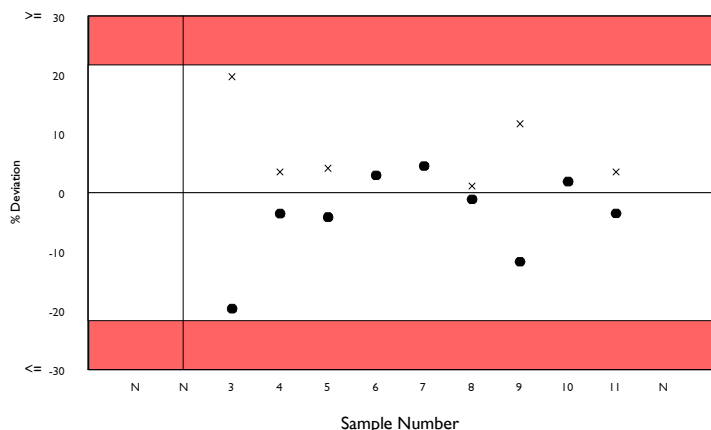
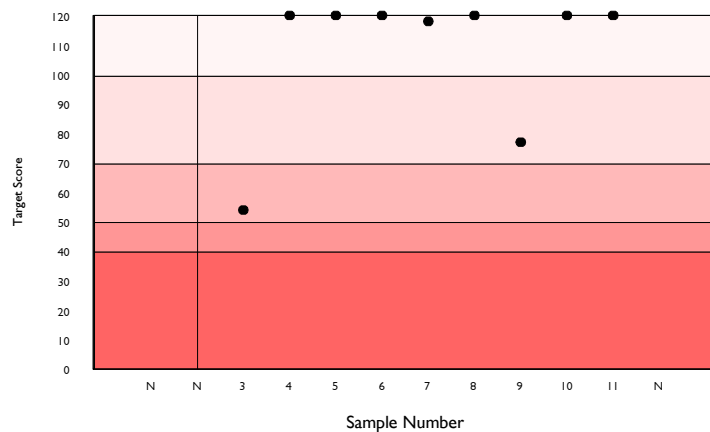
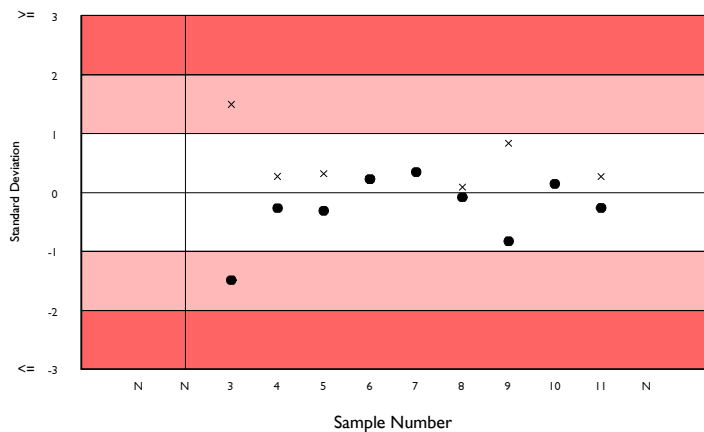
Lipase, U/I @ 37°C

Method: Other Colorimetric
Instrument: Siemens Atellica Solution
Reagent: Siemens

RIQAS TDPA: 21.7% **Biological Variation:** 37.88%

| Sample | Result | Unit | N | Mean for Comparison | CV% | Um | SDPA | SDI | TS | %Deviation |
|--------|-----------|------|----|---------------------|------|------|--------|-------|-----|------------|
| 1 | N/A | U/I | 25 | 37.028 | 9.6 | 0.89 | 4.88 | | | |
| 2 | No Result | U/I | 6 | 87.850 | 11.5 | 5.14 | 12.68a | | | |
| 3 | 31.200 | U/I | 5 | 38.840 | 7.0 | 1.52 | 5.12 | -1.49 | 54 | -19.67 |
| 4 | 24.200 | U/I | 11 | 25.089 | 10.2 | 0.97 | 3.31 | -0.27 | 120 | -3.54 |
| 5 | 120.100 | U/I | 10 | 125.298 | 5.6 | 2.75 | 16.53 | -0.31 | 120 | -4.15 |
| 6 | 39.000 | U/I | 11 | 37.884 | 4.2 | 0.61 | 5.00 | 0.22 | 120 | 2.95 |
| 7 | 79.000 | U/I | 10 | 75.570 | 5.2 | 1.55 | 9.97 | 0.34 | 118 | 4.54 |
| 8 | 38.000 | U/I | 13 | 38.431 | 5.3 | 0.71 | 5.07 | -0.08 | 120 | -1.12 |
| 9 | 34.900 | U/I | 11 | 39.525 | 13.1 | 1.95 | 5.57a | -0.83 | 77 | -11.70 |
| 10 | 87.300 | U/I | 14 | 85.686 | 4.4 | 1.27 | 11.30 | 0.14 | 120 | 1.88 |
| 11 | 37.100 | U/I | 16 | 38.450 | 8.9 | 1.07 | 5.07 | -0.27 | 120 | -3.51 |
| 12 | No Result | U/I | 15 | 38.535 | 8.9 | 1.10 | 5.08 | | | |

| | Cycle 15 | Cycle 16 |
|------------------------------------|----------|----------|
| Cycle Average SDI | -0.07 | -0.28 |
| Cycle Average TS | 105 | 108 |
| Cycle Average %DEV | -0.90 | -3.81 |
| Cycle Average Absolute SDI | 0.47 | 0.44 |
| Cycle Average Absolute %DEV | 6.04 | 5.90 |



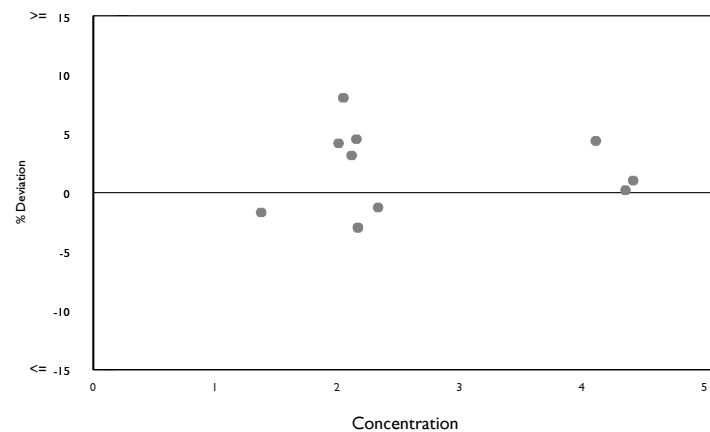
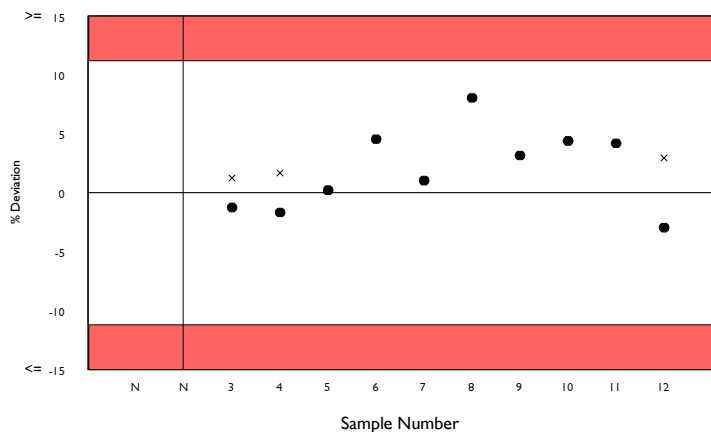
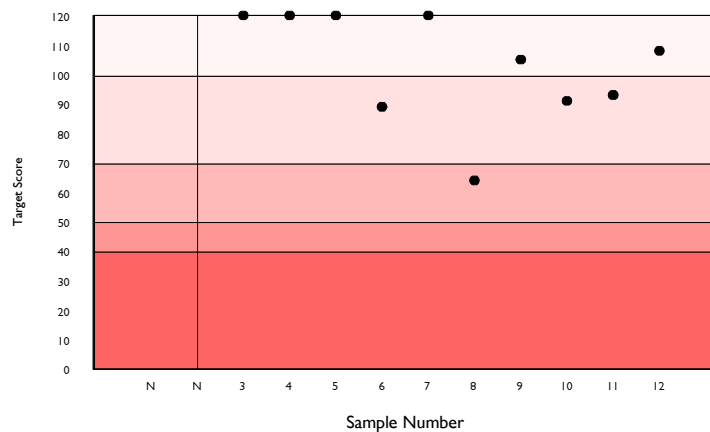
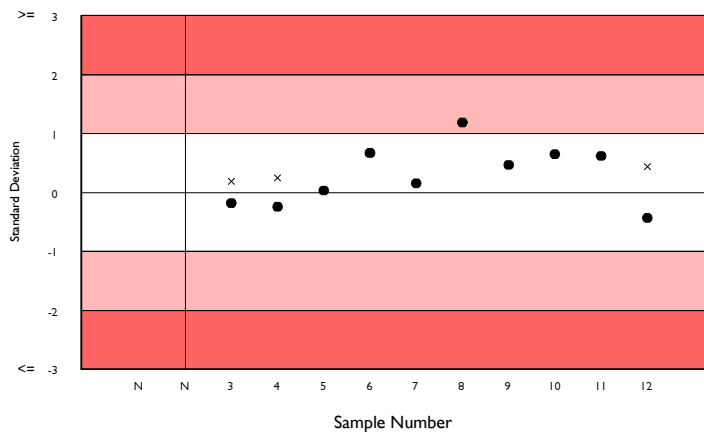
Magnesium, mg/dl

Method: Xylidyl Blue
Instrument: Siemens Atellica Solution
Reagent: Siemens

RIQAS TDPA: 11.2% **Biological Variation:** 4.8%

| Sample | Result | Unit | N | Mean for Comparison | CV% | Um | SDPA | SDI | TS | %Deviation |
|--------|-----------|-------|----|---------------------|-----|------|------|-------|-----|------------|
| 1 | N/A | mg/dl | 43 | 2.192 | 4.1 | 0.02 | 0.15 | | | |
| 2 | No Result | mg/dl | 7 | 4.414 | 1.4 | 0.03 | 0.30 | | | |
| 3 | 2.300 | mg/dl | 10 | 2.329 | 1.9 | 0.02 | 0.16 | -0.18 | 120 | -1.25 |
| 4 | 1.350 | mg/dl | 13 | 1.373 | 1.7 | 0.01 | 0.09 | -0.25 | 120 | -1.67 |
| 5 | 4.360 | mg/dl | 15 | 4.351 | 3.0 | 0.04 | 0.30 | 0.03 | 120 | 0.21 |
| 6 | 2.250 | mg/dl | 17 | 2.152 | 3.7 | 0.02 | 0.15 | 0.67 | 89 | 4.54 |
| 7 | 4.460 | mg/dl | 19 | 4.414 | 3.4 | 0.04 | 0.30 | 0.15 | 120 | 1.03 |
| 8 | 2.210 | mg/dl | 17 | 2.045 | 3.5 | 0.02 | 0.14 | 1.18 | 64 | 8.05 |
| 9 | 2.180 | mg/dl | 19 | 2.113 | 3.0 | 0.02 | 0.14 | 0.46 | 105 | 3.16 |
| 10 | 4.290 | mg/dl | 23 | 4.109 | 2.4 | 0.03 | 0.28 | 0.65 | 91 | 4.40 |
| 11 | 2.090 | mg/dl | 25 | 2.006 | 2.5 | 0.01 | 0.14 | 0.62 | 93 | 4.19 |
| 12 | 2.100 | mg/dl | 27 | 2.164 | 4.1 | 0.02 | 0.15 | -0.43 | 108 | -2.95 |

| | Cycle 15 | Cycle 16 |
|------------------------------------|----------|----------|
| Cycle Average SDI | -0.29 | 0.29 |
| Cycle Average TS | 99 | 103 |
| Cycle Average %DEV | -1.78 | 1.97 |
| Cycle Average Absolute SDI | 0.57 | 0.46 |
| Cycle Average Absolute %DEV | 3.55 | 3.15 |



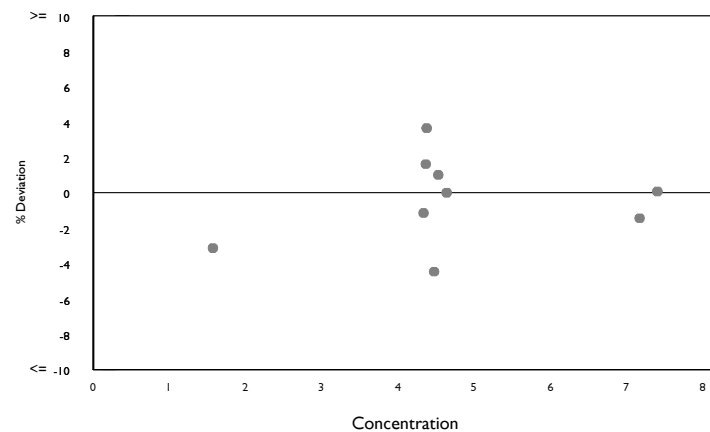
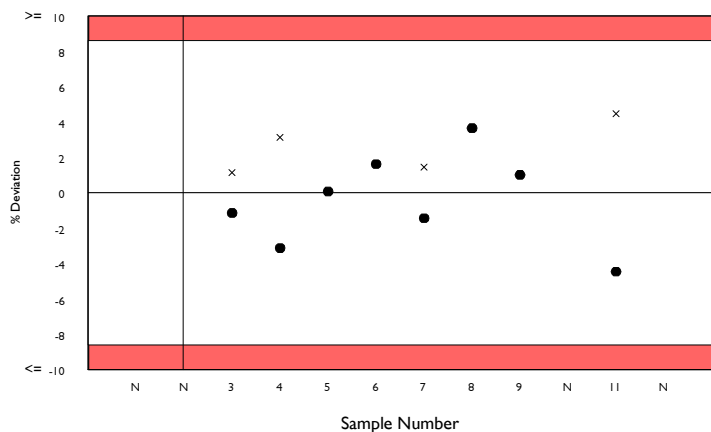
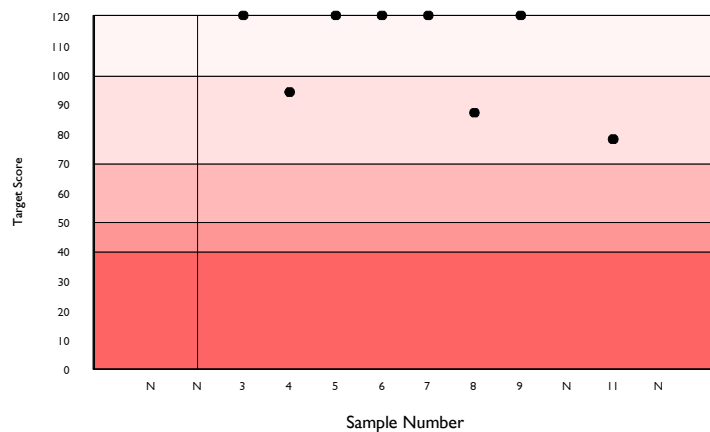
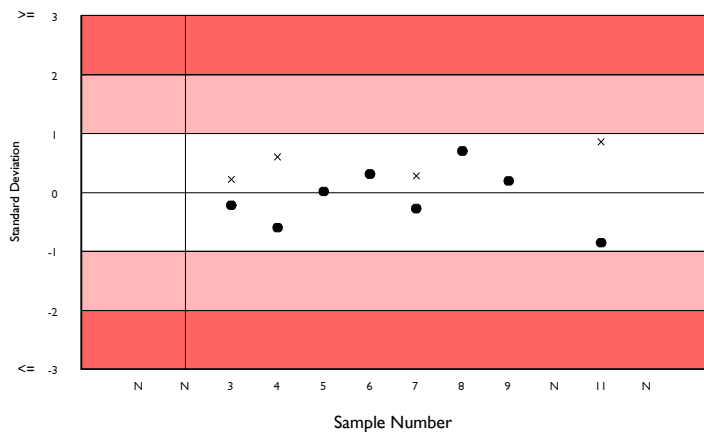
Phosphate, Inorganic, mg/dl

Method: Phosphomolybdate UV
Instrument: Siemens Atellica Solution
Reagent: Siemens

RIQAS TDPA: 8.6% **Biological Variation:** 10.11%

| Sample | Result | Unit | N | Mean for Comparison | CV% | Um | SDPA | SDI | TS | %Deviation |
|--------|-----------|-------|----|---------------------|-----|------|------|-------|-----|------------|
| 1 | N/A | mg/dl | 56 | 4.323 | 2.3 | 0.02 | 0.23 | | | |
| 2 | No Result | mg/dl | 11 | 7.011 | 2.1 | 0.06 | 0.37 | | | |
| 3 | 4.280 | mg/dl | 13 | 4.330 | 3.3 | 0.05 | 0.23 | -0.22 | 120 | -1.15 |
| 4 | 1.520 | mg/dl | 15 | 1.569 | 4.3 | 0.02 | 0.08 | -0.60 | 94 | -3.13 |
| 5 | 7.400 | mg/dl | 16 | 7.395 | 2.9 | 0.07 | 0.39 | 0.01 | 120 | 0.07 |
| 6 | 4.430 | mg/dl | 17 | 4.359 | 2.1 | 0.03 | 0.23 | 0.31 | 120 | 1.62 |
| 7 | 7.060 | mg/dl | 19 | 7.163 | 1.4 | 0.03 | 0.37 | -0.28 | 120 | -1.44 |
| 8 | 4.530 | mg/dl | 21 | 4.370 | 2.9 | 0.03 | 0.23 | 0.70 | 87 | 3.65 |
| 9 | 4.570 | mg/dl | 22 | 4.524 | 2.0 | 0.02 | 0.24 | 0.19 | 120 | 1.01 |
| 10 | No Result | mg/dl | 23 | 6.949 | 1.7 | 0.03 | 0.36 | | | |
| 11 | 4.270 | mg/dl | 28 | 4.470 | 2.0 | 0.02 | 0.23 | -0.85 | 78 | -4.46 |
| 12 | No Result | mg/dl | 26 | 4.634 | 2.0 | 0.02 | 0.24 | | | |

| | Cycle 15 | Cycle 16 |
|------------------------------------|----------|----------|
| Cycle Average SDI | 0.41 | -0.09 |
| Cycle Average TS | 106 | 107 |
| Cycle Average %DEV | 2.10 | -0.48 |
| Cycle Average Absolute SDI | 0.41 | 0.40 |
| Cycle Average Absolute %DEV | 2.10 | 2.07 |



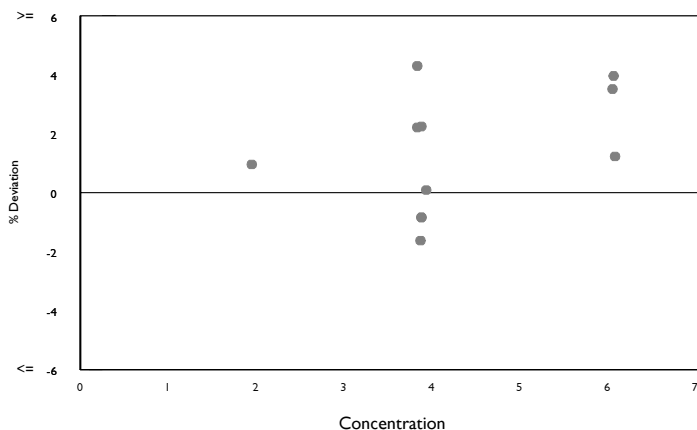
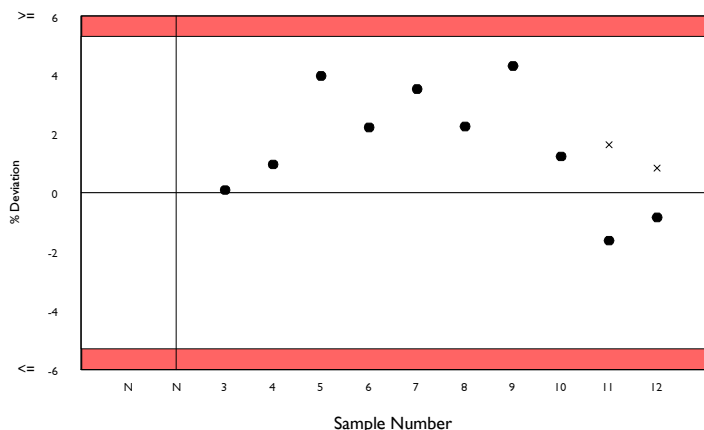
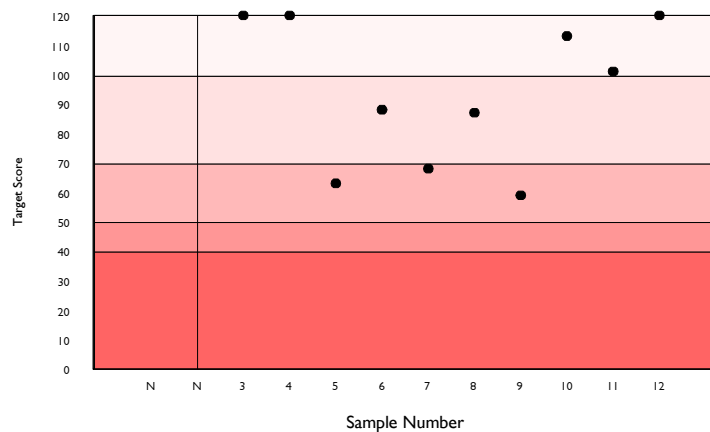
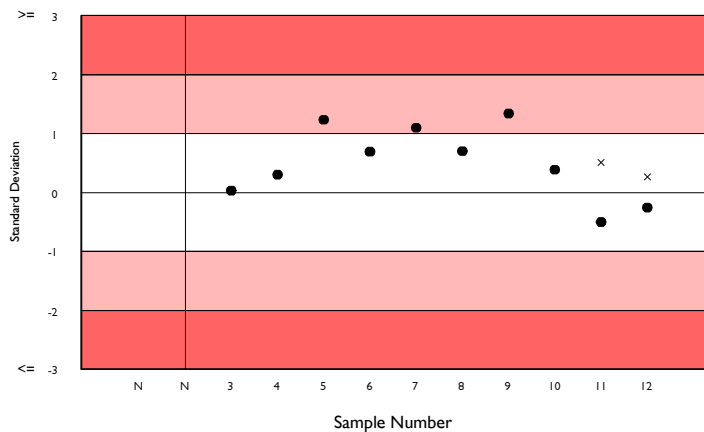
Potassium, mEq/l

Method: ISE method - indirect
Instrument: Siemens Atellica Solution
Reagent: Siemens

RIQAS TDPA: 5.3% **Biological Variation:** 5.61%

| Sample | Result | Unit | N | Mean for Comparison | CV% | Um | SDPA | SDI | TS | %Deviation |
|--------|-----------|-------|----|---------------------|-----|------|------|-------|-----|------------|
| 1 | N/A | mEq/l | 54 | 4.041 | 1.3 | 0.01 | 0.13 | | | |
| 2 | No Result | mEq/l | 12 | 6.124 | 1.0 | 0.02 | 0.20 | | | |
| 3 | 3.940 | mEq/l | 14 | 3.936 | 1.6 | 0.02 | 0.13 | 0.03 | 120 | 0.09 |
| 4 | 1.970 | mEq/l | 16 | 1.951 | 2.2 | 0.01 | 0.06 | 0.30 | 120 | 0.96 |
| 5 | 6.310 | mEq/l | 19 | 6.069 | 2.8 | 0.05 | 0.20 | 1.23 | 63 | 3.96 |
| 6 | 3.920 | mEq/l | 20 | 3.835 | 1.5 | 0.02 | 0.12 | 0.69 | 88 | 2.22 |
| 7 | 6.270 | mEq/l | 22 | 6.057 | 1.3 | 0.02 | 0.20 | 1.09 | 68 | 3.52 |
| 8 | 3.970 | mEq/l | 26 | 3.883 | 1.6 | 0.02 | 0.13 | 0.70 | 87 | 2.25 |
| 9 | 4.000 | mEq/l | 24 | 3.835 | 1.7 | 0.02 | 0.12 | 1.34 | 59 | 4.30 |
| 10 | 6.160 | mEq/l | 26 | 6.085 | 1.3 | 0.02 | 0.20 | 0.38 | 113 | 1.23 |
| 11 | 3.810 | mEq/l | 27 | 3.873 | 1.4 | 0.01 | 0.12 | -0.50 | 101 | -1.63 |
| 12 | 3.850 | mEq/l | 28 | 3.883 | 1.1 | 0.01 | 0.13 | -0.26 | 120 | -0.84 |

| | Cycle 15 | Cycle 16 |
|------------------------------------|----------|----------|
| Cycle Average SDI | -0.04 | 0.50 |
| Cycle Average TS | 118 | 94 |
| Cycle Average %DEV | -0.12 | 1.61 |
| Cycle Average Absolute SDI | 0.14 | 0.65 |
| Cycle Average Absolute %DEV | 0.46 | 2.10 |



Protein, Total, g/dl

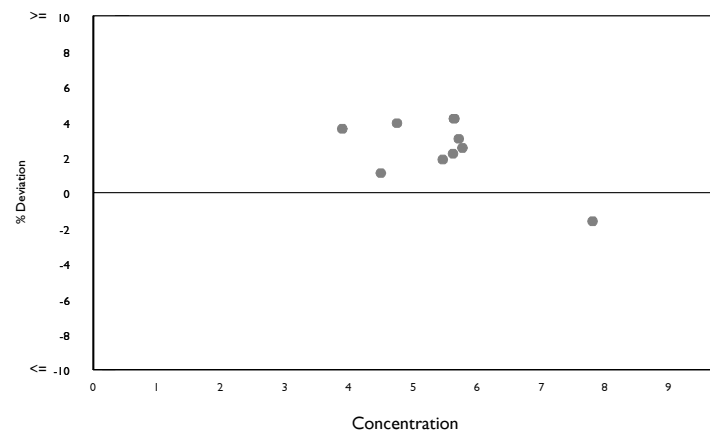
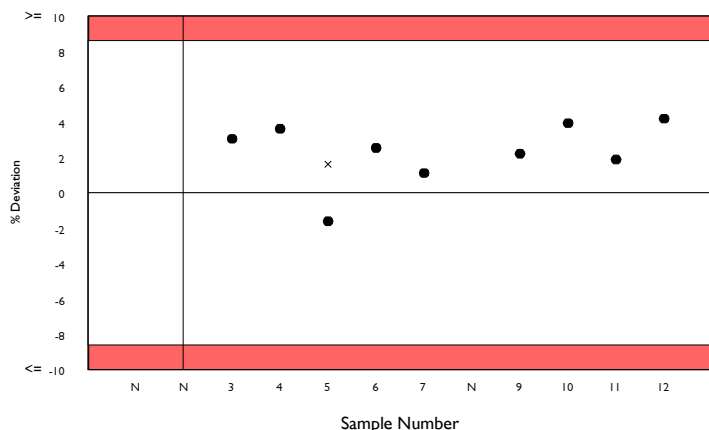
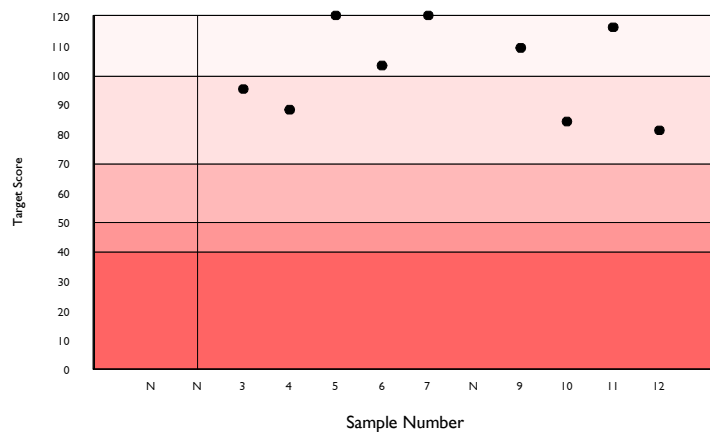
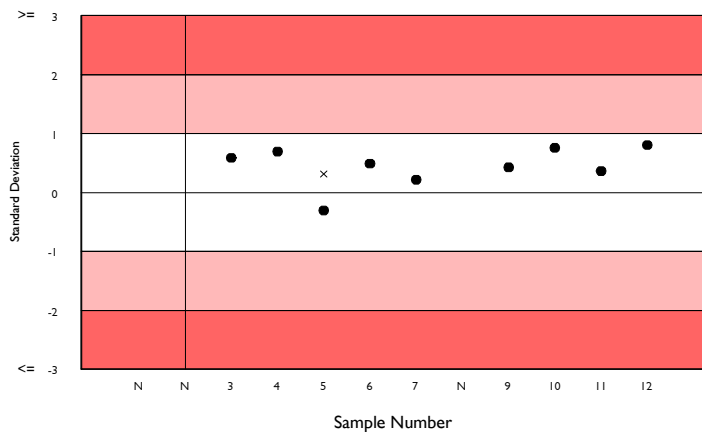
Method: Biuret reaction, end point
Instrument: Siemens Atellica Solution
Reagent: Siemens

RIQAS TDPA: 8.6% **Biological Variation:** 3.63%

| Sample | Result | Unit | N | Mean for Comparison | CV% | Um | SDPA | SDI | TS | %Deviation |
|--------|-----------|------|----|---------------------|-----|------|------|-------|-----|------------|
| 1 | N/A | g/dl | 69 | 5.841 | 3.0 | 0.03 | 0.31 | | | |
| 2 | No Result | g/dl | 13 | 4.395 | 3.5 | 0.05 | 0.23 | | | |
| 3 | 5.880 | g/dl | 15 | 5.706 | 2.8 | 0.05 | 0.30 | 0.58 | 95 | 3.05 |
| 4 | 4.030 | g/dl | 16 | 3.889 | 2.6 | 0.03 | 0.20 | 0.69 | 88 | 3.62 |
| 5 | 7.670 | g/dl | 20 | 7.796 | 2.3 | 0.05 | 0.41 | -0.31 | 120 | -1.61 |
| 6 | 5.910 | g/dl | 20 | 5.764 | 2.2 | 0.04 | 0.30 | 0.48 | 103 | 2.53 |
| 7 | 4.540 | g/dl | 21 | 4.490 | 2.5 | 0.03 | 0.23 | 0.21 | 120 | 1.11 |
| 8 | No Result | g/dl | 22 | 5.601 | 2.8 | 0.04 | 0.29 | | | |
| 9 | 5.740 | g/dl | 26 | 5.616 | 3.2 | 0.04 | 0.29 | 0.42 | 109 | 2.21 |
| 10 | 4.930 | g/dl | 30 | 4.743 | 3.0 | 0.03 | 0.25 | 0.75 | 84 | 3.94 |
| 11 | 5.560 | g/dl | 32 | 5.458 | 3.4 | 0.04 | 0.29 | 0.36 | 116 | 1.88 |
| 12 | 5.870 | g/dl | 31 | 5.634 | 1.7 | 0.02 | 0.29 | 0.80 | 81 | 4.19 |

Cycle 15 **Cycle 16**

| | | |
|------------------------------------|-------|------|
| Cycle Average SDI | -0.05 | 0.44 |
| Cycle Average TS | 104 | 102 |
| Cycle Average %DEV | -0.24 | 2.32 |
| Cycle Average Absolute SDI | 0.43 | 0.51 |
| Cycle Average Absolute %DEV | 2.17 | 2.68 |



Sodium, mEq/l

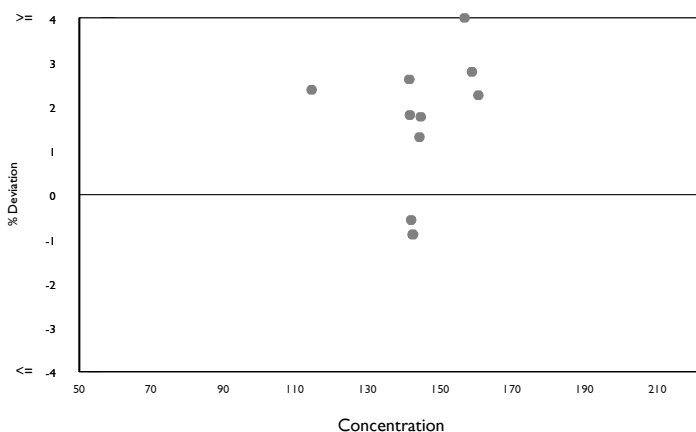
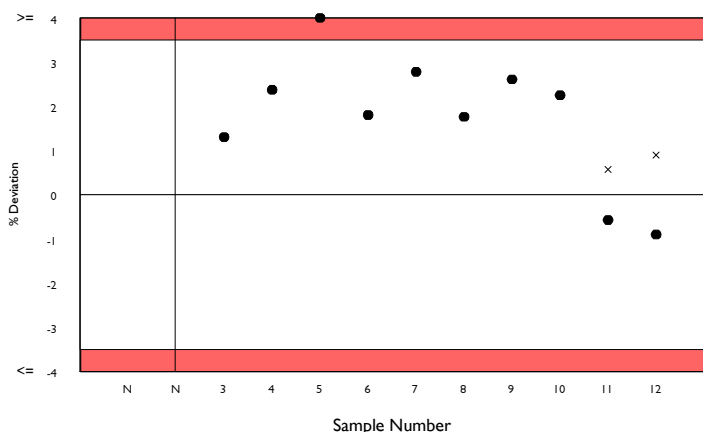
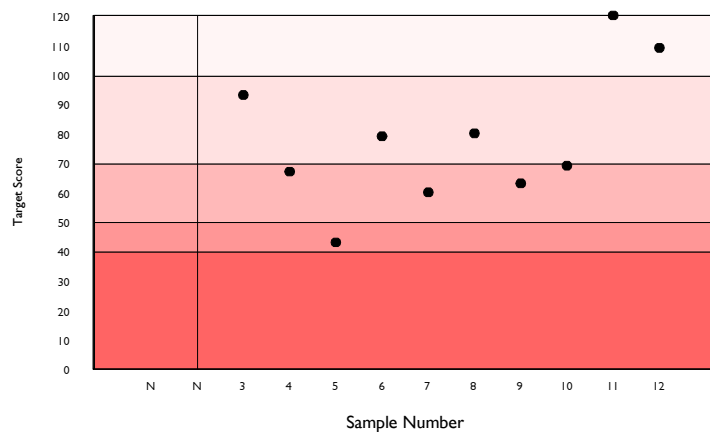
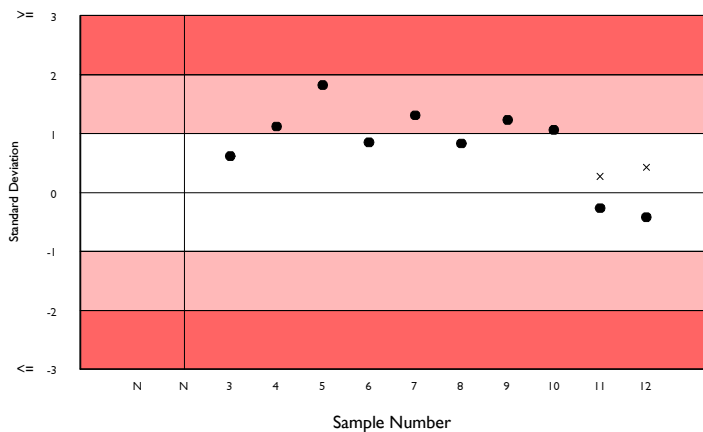
Method: ISE method - indirect
Instrument: Siemens Atellica Solution
Reagent: Siemens

RIQAS TDPA: 3.5% **Biological Variation:** 0.73%

| Sample | Result | Unit | N | Mean for Comparison | CV% | Um | SDPA | SDI | TS | %Deviation |
|--------|-----------|-------|----|---------------------|-----|------|-------|-------|-----|------------|
| 1 | N/A | mEq/l | 59 | 143.424 | 1.2 | 0.27 | 3.05 | | | |
| 2 | No Result | mEq/l | 13 | 165.408 | 1.1 | 0.62 | 3.52 | | | |
| 3 | 146.000 | mEq/l | 15 | 144.120 | 1.9 | 0.90 | 3.07 | 0.61 | 93 | 1.30 |
| 4 | 117.000 | mEq/l | 15 | 114.287 | 1.4 | 0.53 | 2.43 | 1.12 | 67 | 2.37 |
| 5 | 163.000 | mEq/l | 19 | 156.568 | 2.6 | 1.18 | 3.54a | 1.82 | 43 | 4.11 |
| 6 | 144.000 | mEq/l | 20 | 141.450 | 1.4 | 0.55 | 3.01 | 0.85 | 79 | 1.80 |
| 7 | 163.000 | mEq/l | 22 | 158.591 | 1.2 | 0.51 | 3.37 | 1.31 | 60 | 2.78 |
| 8 | 147.000 | mEq/l | 24 | 144.454 | 1.4 | 0.52 | 3.07 | 0.83 | 80 | 1.76 |
| 9 | 145.000 | mEq/l | 24 | 141.313 | 1.4 | 0.50 | 3.01 | 1.23 | 63 | 2.61 |
| 10 | 164.000 | mEq/l | 28 | 160.389 | 1.4 | 0.53 | 3.41 | 1.06 | 69 | 2.25 |
| 11 | 141.000 | mEq/l | 28 | 141.811 | 1.3 | 0.45 | 3.02 | -0.27 | 120 | -0.57 |
| 12 | 141.000 | mEq/l | 30 | 142.280 | 1.5 | 0.49 | 3.03 | -0.42 | 109 | -0.90 |

Cycle 15 Cycle 16

| | | |
|------------------------------------|------|------|
| Cycle Average SDI | 0.32 | 0.81 |
| Cycle Average TS | 105 | 78 |
| Cycle Average %DEV | 0.69 | 1.75 |
| Cycle Average Absolute SDI | 0.43 | 0.95 |
| Cycle Average Absolute %DEV | 0.93 | 2.05 |



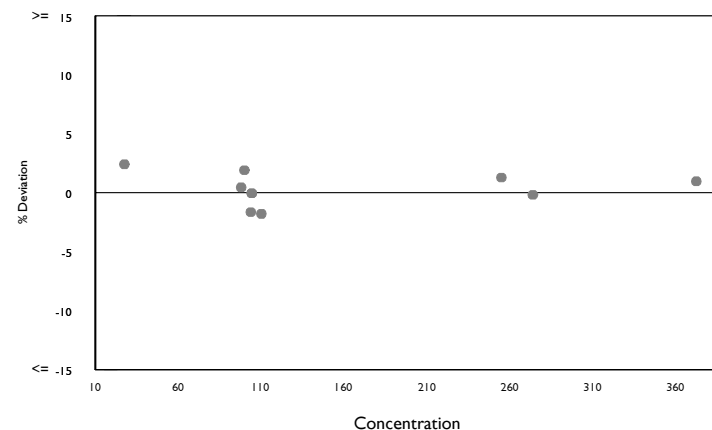
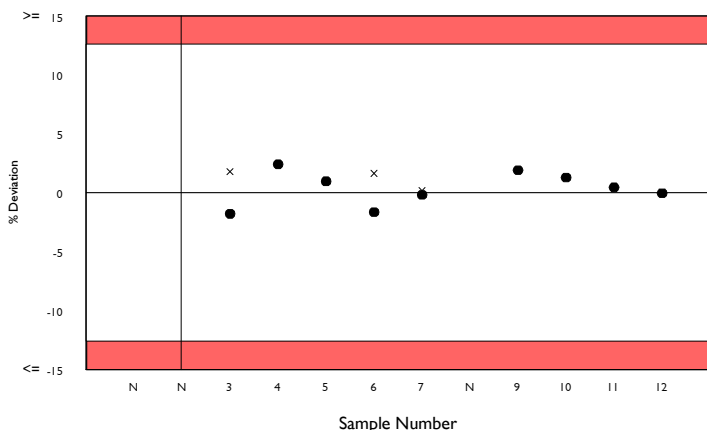
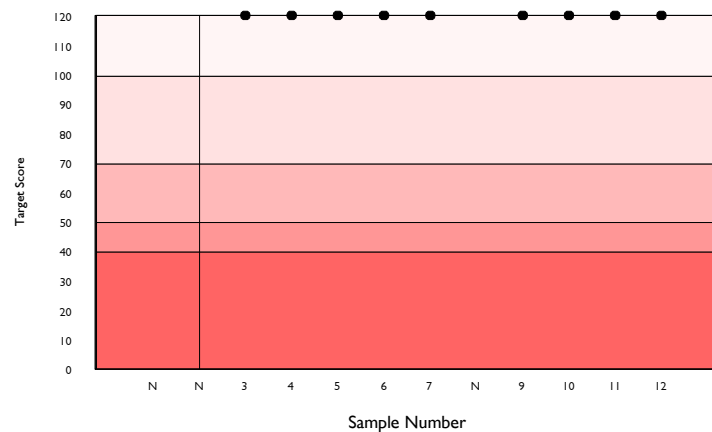
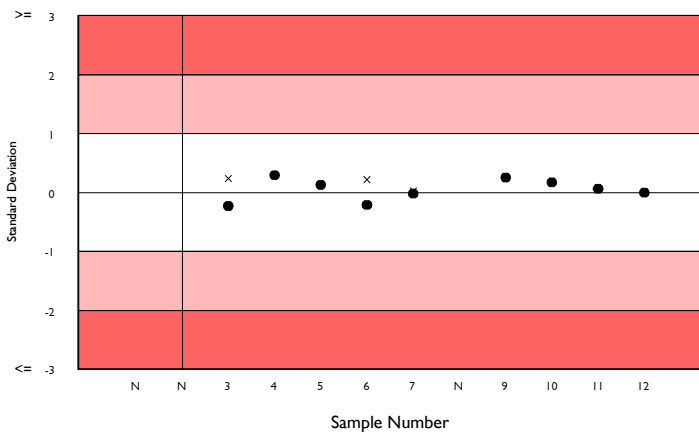
Trig Total, mg/dl

Method: Lipase/GPO-PAP no correction
Instrument: Siemens Atellica Solution
Reagent: Siemens

RIQAS TDPA: 12.6% **Biological Variation:** 25.99%

| Sample | Result | Unit | N | Mean for Comparison | CV% | Um | SDPA | SDI | TS | %Deviation |
|--------|-----------|-------|----|---------------------|-----|------|-------|-------|-----|------------|
| 1 | N/A | mg/dl | 60 | 102.724 | 3.6 | 0.59 | 7.87 | | | |
| 2 | No Result | mg/dl | 8 | 253.459 | 1.5 | 1.64 | 19.41 | | | |
| 3 | 108.100 | mg/dl | 9 | 110.066 | 1.4 | 0.65 | 8.42 | -0.23 | 120 | -1.79 |
| 4 | 28.300 | mg/dl | 14 | 27.632 | 9.6 | 0.88 | 2.29a | 0.29 | 120 | 2.42 |
| 5 | 375.400 | mg/dl | 16 | 371.798 | 2.0 | 2.34 | 28.48 | 0.13 | 120 | 0.97 |
| 6 | 102.000 | mg/dl | 14 | 103.701 | 2.3 | 0.78 | 7.94 | -0.21 | 120 | -1.64 |
| 7 | 273.000 | mg/dl | 20 | 273.482 | 2.5 | 1.93 | 20.95 | -0.02 | 120 | -0.18 |
| 8 | No Result | mg/dl | 19 | 108.668 | 2.6 | 0.80 | 8.32 | | | |
| 9 | 101.800 | mg/dl | 25 | 99.889 | 3.1 | 0.76 | 7.65 | 0.25 | 120 | 1.91 |
| 10 | 257.800 | mg/dl | 23 | 254.521 | 1.7 | 1.12 | 19.50 | 0.17 | 120 | 1.29 |
| 11 | 98.300 | mg/dl | 25 | 97.855 | 2.4 | 0.58 | 7.50 | 0.06 | 120 | 0.45 |
| 12 | 104.200 | mg/dl | 26 | 104.248 | 2.4 | 0.60 | 7.98 | -0.01 | 120 | -0.05 |

| | Cycle 15 | Cycle 16 |
|------------------------------------|----------|----------|
| Cycle Average SDI | -1.23 | 0.05 |
| Cycle Average TS | 110 | 120 |
| Cycle Average %DEV | -9.88 | 0.38 |
| Cycle Average Absolute SDI | 1.24 | 0.15 |
| Cycle Average Absolute %DEV | 9.91 | 1.19 |



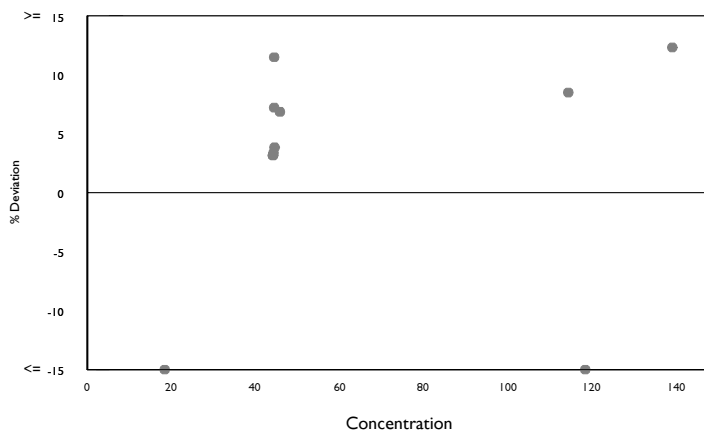
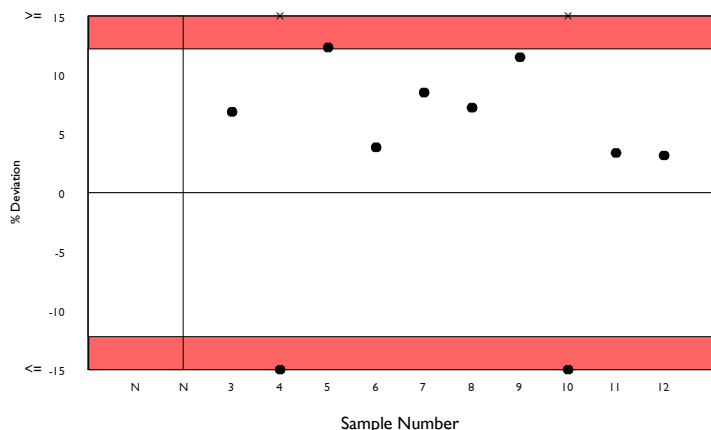
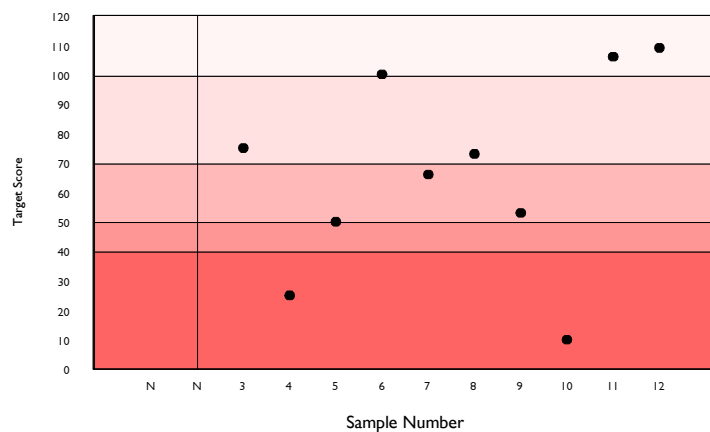
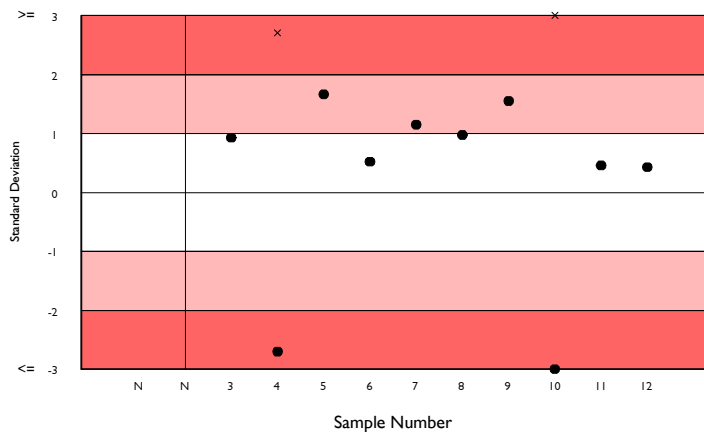
Urea, mg/dl

Method: Urease, hypochlorite
Instrument: Siemens Atellica Solution
Reagent: Siemens

RIQAS TDPA: 12.2% **Biological Variation:** 15.55%

| Sample | Result | Unit | N | Mean for Comparison | CV% | Um | SDPA | SDI | TS | %Deviation |
|--------|-----------|-------|-----|---------------------|------|------|-------|--------|-----|------------|
| 1 | N/A | mg/dl | 122 | M 44.020 | 7.9 | 0.39 | 3.26 | | | |
| 2 | No Result | mg/dl | 143 | M 112.757 | 6.7 | 0.79 | 8.36 | | | |
| 3 | 48.900 | mg/dl | 139 | M 45.760 | 6.6 | 0.32 | 3.39 | 0.93 | 75 | 6.86 |
| 4 | 14.400 | mg/dl | 145 | M 18.411 | 30.6 | 0.58 | 1.48a | -2.70 | 25 | -21.79 |
| 5 | 156.000 | mg/dl | 134 | M 138.887 | 12.1 | 1.82 | 10.30 | 1.66 | 50 | 12.32 |
| 6 | 46.200 | mg/dl | 125 | M 44.488 | 7.2 | 0.36 | 3.30 | 0.52 | 100 | 3.85 |
| 7 | 123.900 | mg/dl | 129 | M 114.191 | 7.1 | 0.89 | 8.47 | 1.15 | 66 | 8.50 |
| 8 | 47.600 | mg/dl | 133 | M 44.397 | 6.9 | 0.33 | 3.29 | 0.97 | 73 | 7.22 |
| 9 | 49.500 | mg/dl | 126 | M 44.398 | 6.8 | 0.33 | 3.29 | 1.55 | 53 | 11.49 |
| 10 | 9.540 | mg/dl | 119 | M 118.208 | 7.6 | 1.03 | 8.77 | -12.39 | 10 | -91.93 |
| 11 | 45.700 | mg/dl | 131 | M 44.206 | 7.2 | 0.35 | 3.28 | 0.46 | 106 | 3.38 |
| 12 | 45.500 | mg/dl | 123 | M 44.107 | 7.7 | 0.38 | 3.27 | 0.43 | 109 | 3.16 |

| | Cycle 15 | Cycle 16 |
|------------------------------------|----------|----------|
| Cycle Average SDI | -0.86 | -0.74 |
| Cycle Average TS | 94 | 67 |
| Cycle Average %DEV | -5.79 | -5.69 |
| Cycle Average Absolute SDI | 1.70 | 2.28 |
| Cycle Average Absolute %DEV | 11.46 | 17.05 |



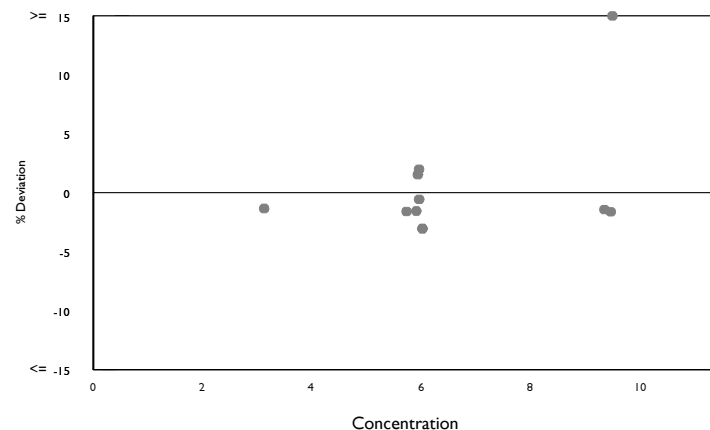
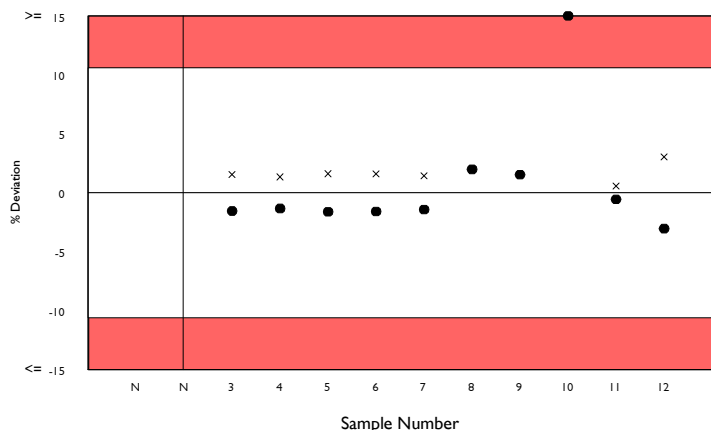
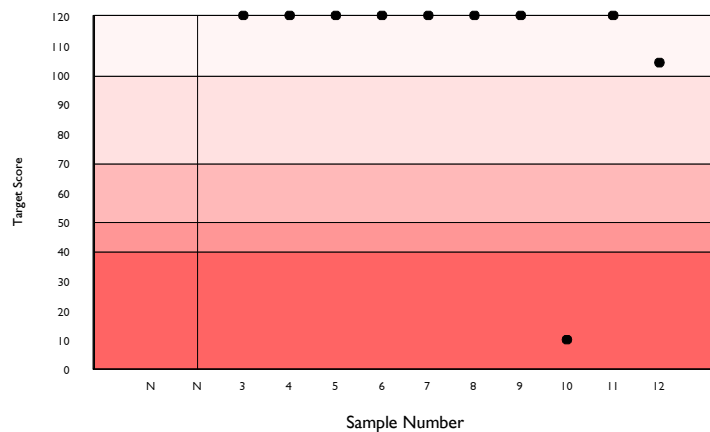
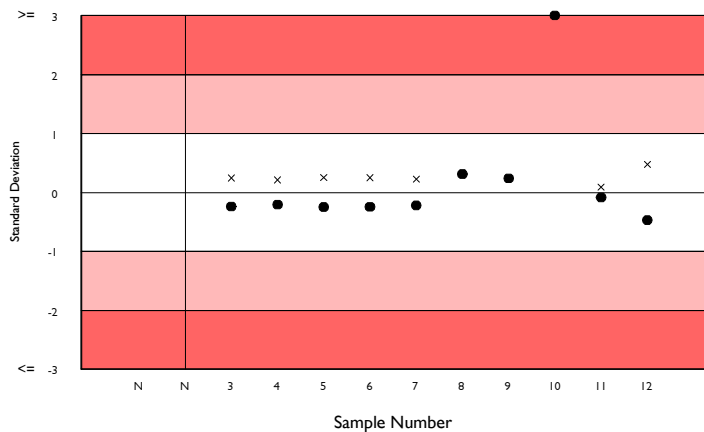
Uric Acid (Urate), mg/dl

Method: Uricase perox. no ascorb. ox.
Instrument: Siemens Atellica Solution
Reagent: Siemens

RIQAS TDPA: 10.6% **Biological Variation:** 11.97%

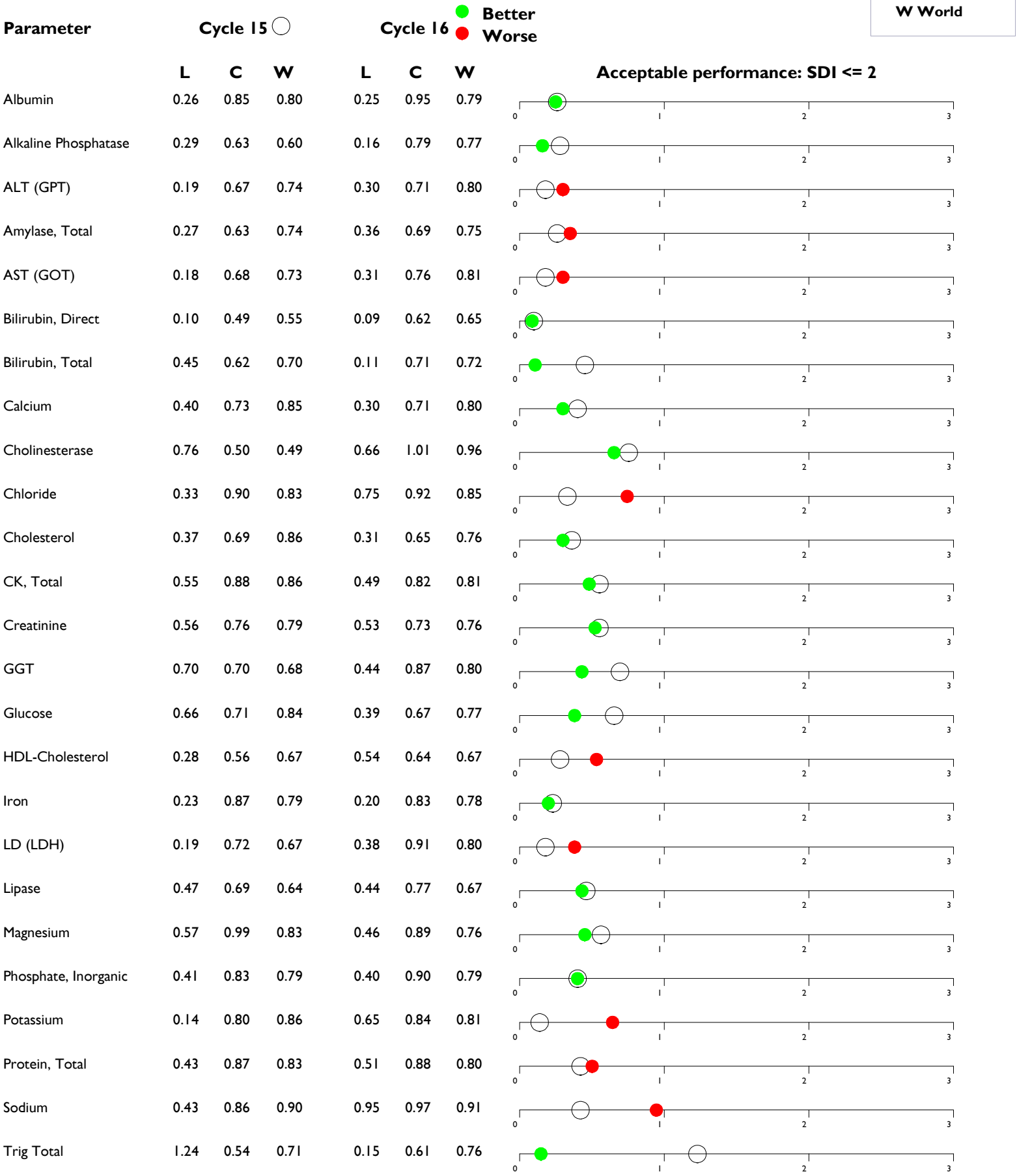
| Sample | Result | Unit | N | Mean for Comparison | CV% | Um | SDPA | SDI | TS | %Deviation |
|--------|-----------|-------|----|---------------------|-----|------|------|--------|-----|------------|
| 1 | N/A | mg/dl | 54 | 5.789 | 2.0 | 0.02 | 0.37 | | | |
| 2 | No Result | mg/dl | 11 | 9.834 | 1.6 | 0.06 | 0.63 | | | |
| 3 | 5.810 | mg/dl | 12 | 5.901 | 1.9 | 0.04 | 0.38 | -0.24 | 120 | -1.55 |
| 4 | 3.080 | mg/dl | 11 | 3.122 | 1.2 | 0.01 | 0.20 | -0.21 | 120 | -1.34 |
| 5 | 9.300 | mg/dl | 16 | 9.452 | 2.4 | 0.07 | 0.61 | -0.25 | 120 | -1.61 |
| 6 | 5.630 | mg/dl | 17 | 5.721 | 2.0 | 0.03 | 0.37 | -0.25 | 120 | -1.59 |
| 7 | 9.200 | mg/dl | 17 | 9.334 | 1.0 | 0.03 | 0.60 | -0.22 | 120 | -1.43 |
| 8 | 6.070 | mg/dl | 19 | 5.952 | 1.3 | 0.02 | 0.38 | 0.31 | 120 | 1.99 |
| 9 | 6.020 | mg/dl | 21 | 5.930 | 1.6 | 0.03 | 0.38 | 0.24 | 120 | 1.52 |
| 10 | 133.900 | mg/dl | 24 | 9.483 | 1.2 | 0.03 | 0.61 | 203.91 | 10 | 999.00 |
| 11 | 5.920 | mg/dl | 29 | 5.953 | 1.8 | 0.02 | 0.38 | -0.09 | 120 | -0.56 |
| 12 | 5.830 | mg/dl | 31 | 6.013 | 1.8 | 0.02 | 0.39 | -0.47 | 104 | -3.04 |

| | Cycle 15 | Cycle 16 |
|------------------------------------|----------|----------|
| Cycle Average SDI | 21.50 | 20.27 |
| Cycle Average TS | 104 | 107 |
| Cycle Average %DEV | 90.95 | 99.14 |
| Cycle Average Absolute SDI | 21.71 | 20.62 |
| Cycle Average Absolute %DEV | 92.12 | 101.36 |



Cycle Average Absolute SDI

L Laboratory
C Country
W World



Cycle Average Absolute SDI

L Laboratory
 C Country
 W World

Parameter

Cycle 15 ○

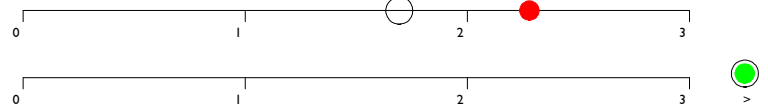
● Better
 ● Worse

| | L | C | W | L | C | W |
|------|------|------|------|------|------|------|
| Urea | 1.70 | 0.80 | 0.85 | 2.28 | 0.77 | 0.75 |

Acceptable performance: SDI <= 2

Uric Acid (Urate)

| | L | C | W | L | C | W |
|-------------------|-------|------|------|-------|------|------|
| Uric Acid (Urate) | 21.71 | 0.73 | 0.83 | 20.62 | 0.64 | 0.76 |



END OF REPORT

CERTIFICATE OF ACCEPTABLE PERFORMANCE

Biolab SRL
Via Igea 12C
ROMA
00135
ITALY

LABORATORY REF. NO. 260037/B

MONTHLY CLINICAL CHEMISTRY - CYCLE 16

30/12/2019

This is to certify that the above participant took part in a cycle of external quality assessment and achieved an acceptable level of performance (Cycle Average Absolute SDI ≤ 2) for the following parameters:

| | Cycle Average Absolute SDI |
|--|----------------------------|
| Albumin - Bromocresol Green - Siemens Atellica Solution | 0.25 |
| Alkaline Phosphatase - AMP optimised to IFCC - Siemens Atellica Solution | 0.16 |
| ALT (GPT) - Tris buffer without P5P - Siemens Atellica Solution | 0.30 |
| Amylase, Total - Bayer - blocked pNPG7 - Siemens Atellica Solution | 0.36 |
| AST (GOT) - Tris buffer without P5P - Siemens Atellica Solution | 0.31 |
| Bilirubin, Direct - Oxidation to Biliverdin/Vanadate - Siemens Atellica Solution | 0.09 |
| Bilirubin, Total - Oxidation to Biliverdin/Vanadate - Siemens Atellica Solution | 0.11 |
| Calcium - Arsenazo - Siemens Atellica Solution | 0.30 |
| Cholinesterase - Colorimetric - Butyrylthiocholine - Siemens Atellica Solution | 0.66 |
| Chloride - ISE, indirect - Siemens Atellica Solution | 0.75 |
| Cholesterol - Cholesterol Oxidase - Abell Kendall - Siemens Atellica Solution | 0.30 |
| CK, Total - CK-NAC (IFCC) - Siemens Atellica Solution | 0.49 |
| Creatinine - Alkaline picrate no deproteinisation - Siemens Atellica Solution | 0.53 |
| GGT - Gamma glut'3-carb'4-nitro(IFCC) - Siemens Atellica Solution | 0.44 |
| Glucose - Glucose oxidase - Siemens Atellica Solution | 0.39 |
| HDL-Cholesterol - Direct HDL, Clearance method - Siemens Atellica Solution | 0.54 |
| Iron - Colorimetric without ppt. - Siemens Atellica Solution | 0.20 |
| LD (LDH) - L to P, IFCC - Siemens Atellica Solution | 0.38 |
| Lipase - Other Colorimetric - Siemens Atellica Solution | 0.44 |
| Magnesium - Xylidyl Blue - Siemens Atellica Solution | 0.46 |
| Phosphate, Inorganic - Phosphomolybdate UV - Siemens Atellica Solution | 0.40 |
| Potassium - ISE method - indirect - Siemens Atellica Solution | 0.65 |
| Protein, Total - Biuret reaction, end point - Siemens Atellica Solution | 0.51 |
| Sodium - ISE method - indirect - Siemens Atellica Solution | 0.95 |
| Trig Total - Lipase/GPO-PAP no correction - Siemens Atellica Solution | 0.15 |

This certificate is valid until 24/01/2021

Authorised by:
Stephen Doherty, RIQAS Manager

Page 1 of 1

NOTIFICATION OF UNACCEPTABLE PERFORMANCE

Biolab SRL
Via Igea 12C
ROMA
00135
ITALY

LABORATORY REF. NO. 260037/B

MONTHLY CLINICAL CHEMISTRY - CYCLE 16

30/12/2019

This is to certify that the above participant took part in a cycle of external quality assessment and failed to achieve an acceptable level of performance (Cycle Average Absolute SDI ≤ 2) for the following parameters:

| | Cycle Average Absolute SDI |
|---|-----------------------------------|
| Urea - Urease, hypochlorite - Siemens Atellica Solution | 2.28 |
| Uric Acid (Urate) - Uricase perox. no ascorb. ox. - Siemens Atellica Solution | 20.62 |

This notification is valid until 24/01/2021

Authorised by:
Stephen Doherty, RIQAS Manager

Page 1 of 1